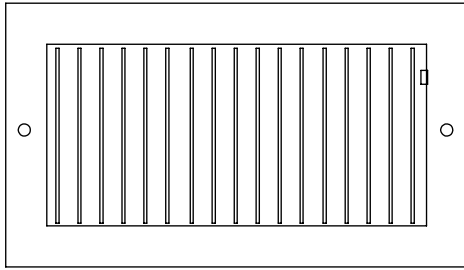


951 Series
Adjustable Sidewall Diffuser

Standard:

- Adjustable supply register with steel multi-shutter damper
- For ceiling or sidewall applications
- Vertical steel air deflection with nylon bushings for easy adjustment and quiet setting of blades
- Countersunk mounting holes for flush appearance with color matching Phillips posi-drive screws
- Soft White

Optional:

- Steel Opposed Blade Damper (951 O)

Tamper proof screws

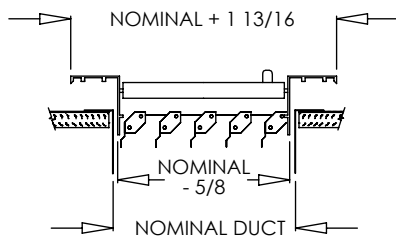
"E" One Way

"F" Torx Center Pin

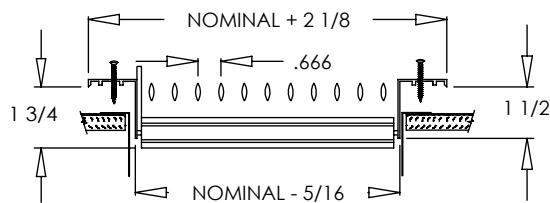
"G" Hex Center Pin

Finishes:

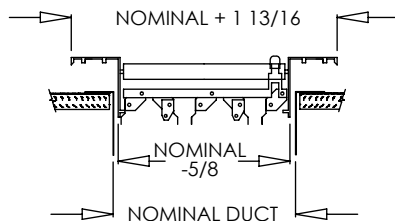
- Driftwood Tan



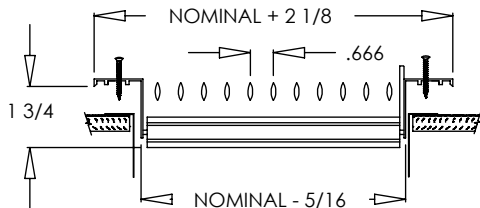
951



951

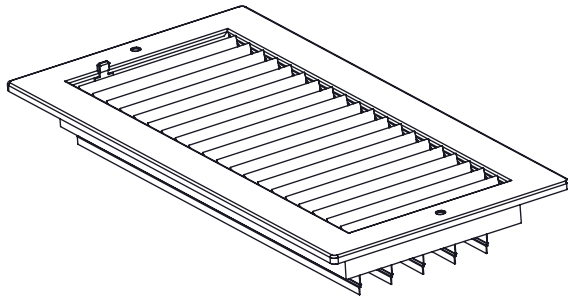


951 O



951 O

PROJECT	SUBMITTAL REVIEW
LOCATION	
ENGINEER	
ARCHITECT	
CONTRACTOR	



951 Series (One Piece Stamped Frame) Adjustable Sidewall Diffuser

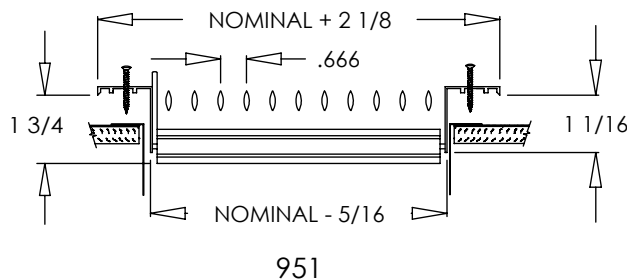
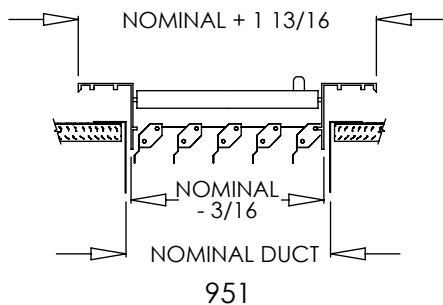
Standard:

- Adjustable supply register with steel multi-shutter damper
- Adjustable steel roll formed blades
- For ceiling or sidewall applications
- Vertical air deflection with nylon bushings for easy adjustment and quiet settings
- Countersunk mounting holes for flush appearance with color matching Phillips posi-drive screws
- Soft White

Optional:

Tamper proof screws

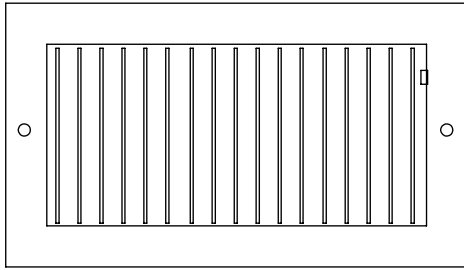
- "E" One Way
- "F" Torx Center Pin
- "G" Hex Center Pin


Sizes Available:

- | | | |
|---------------------------------|---------------------------------|----------------------------------|
| <input type="checkbox"/> 8 x 4 | <input type="checkbox"/> 6 x 6 | <input type="checkbox"/> 8 x 8 |
| <input type="checkbox"/> 10 x 4 | <input type="checkbox"/> 10 x 6 | <input type="checkbox"/> 14 x 8 |
| <input type="checkbox"/> 12 x 4 | <input type="checkbox"/> 12 x 6 | <input type="checkbox"/> 10 x 10 |
| <input type="checkbox"/> 14 x 4 | <input type="checkbox"/> 14 x 6 | <input type="checkbox"/> 12 x 12 |
| | <input type="checkbox"/> 16 x 6 | <input type="checkbox"/> 14 x 14 |

*All other sizes available with mitered corners.

PROJECT	SUBMITTAL REVIEW
LOCATION	
ENGINEER	
ARCHITECT	
CONTRACTOR	

950 Series
Adjustable Sidewall Diffuser

Standard:

- Adjustable supply register with steel multi-shutter damper
- For ceiling or sidewall applications
- Vertical air deflection with nylon bushings for easy adjustment and quiet setting of blades
- Countersunk mounting holes for flush appearance with color matching Phillips posi-drive screws
- Soft White

Optional:

-
- Steel Opposed Blade Damper (950 O)

Tamper proof screws

 "E" One Way

 "F" Torx Center Pin

 "G" Hex Center Pin

Finishes:

-
- Driftwood Tan

Designer Colors:
 Navajo White

 Royal Blue

 Forest Green

 Coffee Tan

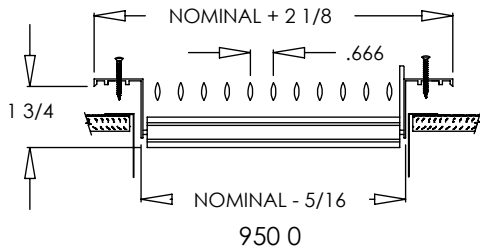
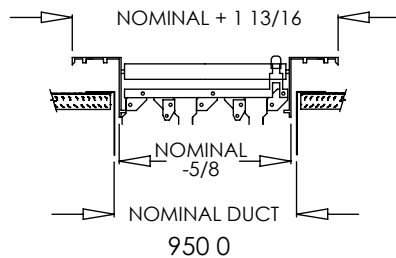
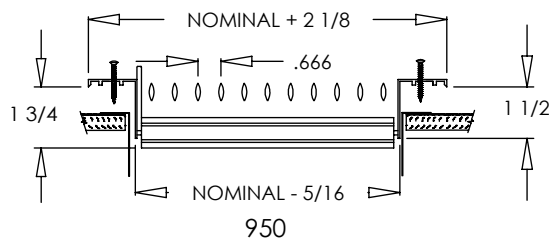
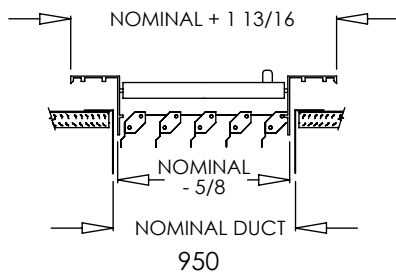
 Burgundy

 Almond

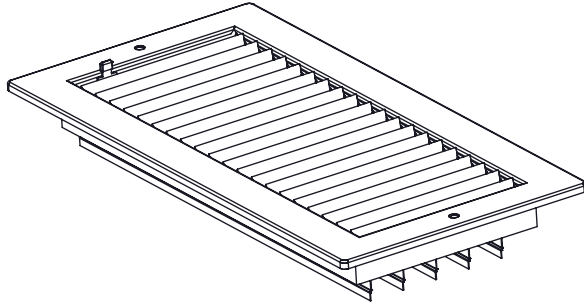
 Camaro Silver

 Black Velvet

 Bronze

 Vanilla


PROJECT	SUBMITTAL REVIEW
LOCATION	
ENGINEER	
ARCHITECT	
CONTRACTOR	



950 Series (One Piece Stamped Frame) Adjustable Sidewall Diffuser

Standard:

- Adjustable supply register with steel multi-shutter damper
- Adjustable aluminum airfoil blades
- For ceiling or sidewall applications
- Vertical air deflection with nylon bushings for easy adjustment and quiet settings
- Countersunk mounting holes for flush appearance with color matching Phillips posi-drive screws
- Soft White

Optional:

Tamper proof screws

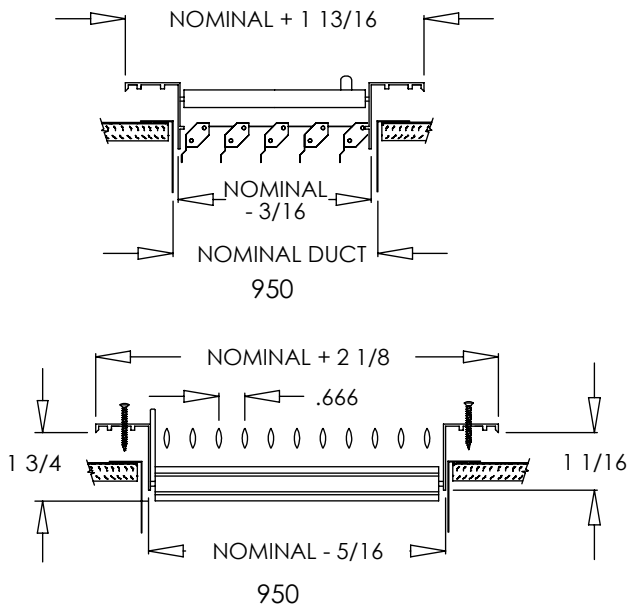
- "E" One Way
- "F" Torx Center Pin
- "G" Hex Center Pin

Finishes:

- Driftwood Tan

Designer Colors:

- | | |
|--|---------------------------------------|
| <input type="checkbox"/> Navajo White | <input type="checkbox"/> Royal Blue |
| <input type="checkbox"/> Forest Green | <input type="checkbox"/> Coffee Tan |
| <input type="checkbox"/> Burgundy | <input type="checkbox"/> Almond |
| <input type="checkbox"/> Camaro Silver | <input type="checkbox"/> Black Velvet |
| <input type="checkbox"/> Bronze | <input type="checkbox"/> Vanilla |


Sizes Available:

- | | | |
|---------------------------------|---------------------------------|----------------------------------|
| <input type="checkbox"/> 8 x 4 | <input type="checkbox"/> 6 x 6 | <input type="checkbox"/> 8 x 8 |
| <input type="checkbox"/> 10 x 4 | <input type="checkbox"/> 10 x 6 | <input type="checkbox"/> 14 x 8 |
| <input type="checkbox"/> 12 x 4 | <input type="checkbox"/> 12 x 6 | <input type="checkbox"/> 10 x 10 |
| <input type="checkbox"/> 14 x 4 | <input type="checkbox"/> 14 x 6 | <input type="checkbox"/> 12 x 12 |
| | <input type="checkbox"/> 16 x 6 | <input type="checkbox"/> 14 x 14 |

*All other sizes available with mitered corners.

PROJECT	SUBMITTAL REVIEW
LOCATION	
ENGINEER	
ARCHITECT	
CONTRACTOR	