

# Makita®

# 3-1/4 HP PLUNGE ROUTERS

## 3-1/4 HP MOTOR DELIVERS POWERFUL PRECISION

Linear Ball Bearings for Smooth Plunge Action and Superior Performance

Electric Brake for Increased Productivity\*

Quick Release Plunge Depth Adjustment with Micro Control Along with Three Preset Depth Stops for Added Precision

Electronic Speed Control Maintains Constant Speed Under Load\*

Soft Start Feature for Smooth Start-ups\*

Built-in Twin L.E.D. Lights Illuminate the Work Area for Increased Visibility\*

\*Model RP2301FC only



**Models**  
RP1800  
RP2301FC (variable speed)

## POWER




Powerful 15 AMP motor delivers up to 22,000 RPM for smooth routing

## PERFORMANCE



Linear ball bearings for smooth plunge action and superior performance

## CAPACITY



0" - 2-3/4" plunge depth capacity for easy penetration into work space

## PRECISION



Quick plunge depth adjustment with three preset depth stops

# ROUTING PRECISION

# 3-1/4 HP PLUNGE ROUTERS

## Models RP1800 / RP2301FC

### FEATURES & BENEFITS

- Powerful 15 AMP motor delivers up to 22,000 RPM for smooth routing
  - Variable speed from 9,000 - 22,000 RPM\*
  - 0" - 2-3/4" plunge depth capacity for easy penetration in work piece
  - Linear ball bearings for smooth plunge stroke and superior performance
  - Electric brake for increased productivity\*
  - Quick release plunge depth adjustment with micro control along with three preset depth stops for added precision
  - Electronic speed control maintains constant speed under load\*
  - Soft start feature for smooth start-ups\*
  - Built-in twin L.E.D. lights illuminate the work area for increased visibility\*
  - Oversized ball bearing construction for longer tool life
  - Ergonomic rubberized handles with built-in large two finger switch for added control and use
  - Conveniently located plunge lock lever for efficient operation
  - Shaft lock for quick and easy bit changes
  - Tool-less template guide system for quick and easy installation and removal
  - Lock-on trigger switch for continuous operation
  - Built-in fan with labyrinth construction minimizes dust from entering the tool for longer tool life
  - Easy-to-read depth scales
  - Chip deflector engineered to direct chips away from the operator
  - Durable flat top design for stability when changing bits
  - Uses 1/4" and 1/2" shank routers bits
  - Double insulated
- \*Model RP2301FC only

### STANDARD EQUIPMENT

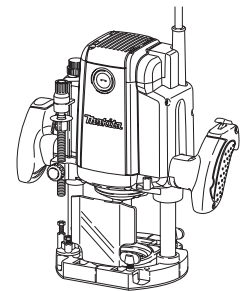
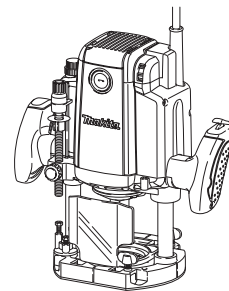
- Extended depth adjustment knob (158980-5)
- 1/4" Collet sleeve insert (763803-0)
- Wrench (781030-7)

### SPECIFICATIONS

	RP2301FC	RP1800
Collect capacities	1/4" and 1/2"	
Plunge capacity	0" - 2-3/4"	
No load speed	9,000 - 22,000 RPM	22,000 RPM
AMPS	15.0	
Maximum horsepower	3-1/4	
Overall height	12-1/4"	
Net weight	13.4 lbs.	
Shipping weight	17.6 lbs.	19.8 lbs.
UPC code	088381-099431	088381-099271

### OPTIONAL ACCESSORIES

- Guide holder assembly (132306-9)
- Straight guide (342428-9)
- Trimmer guide assembly (123022-4)
- Template guide adapter 30 (321492-3)
- Collet cone (763622-4)
- Clamp set (194385-5)
- Guide rail adapter (194579-2)
- Guide rail 55" (194368-5)
- Guide rail 118" (194367-7)
- Extended depth adjustment knob (158980-5)



Model RP2301FC



Model RP1800



Makita offers a wide variety of Router accessories. For a complete listing, please refer to the Makita General Catalog, visit our website at [makitatools.com](http://makitatools.com), or call 1-800-4MAKITA.

All specifications subject to change without prior notice. All models and accessories subject to stock on hand. NTF-0909-400 MA-0718-09

**Makita**<sup>®</sup>  
Makita U.S.A., 14930 Northam St., La Mirada, CA 90638