

NuTone®

Ventilation Fans



FEBRUARY 2015

4-9

Selection,
Installation,
Sizing &
Questions

10-17

ULTRA™ Fans
& Fan/Lights

18-23

QT Series Fans
& Fan/Lights,
Humidity
Sensing

We don't build products.

Ventilation
Fans &
Fan/Lights

Specialty Fans
& Fan/Lights,
Hidden Ventilation,
& Decorative
Fan/Lights,
Utility Fans,
In-Line Fans

Heater/Fan/Lights

Wall Controls &
Specifications



We build the industry.

Leadership is measured in all kinds of ways. At NuTone it's defined with innovative home amenity products that make life more comfortable. Trust us to develop it first, and develop it best.

Silence is what consumers demand more than any other feature in a bath fan. We hear you, and proudly offer the Ultra Silent™ Series, the most quiet ventilation fans available. Proven in real-world installations, they deliver what we promise on the package.

Performance Powerful operation is the ultimate test. And a clear bathroom mirror after a long relaxing shower is the true measure of bath fan performance. That's why NuTone engineers the right product for every type of application, room size and need.

Installation Ease is extremely important, especially when it comes to retrofit situations. NuTone understands and appreciates this and continually strives to design products such as our new NuTone ULTRA™ series that are the fastest, easiest and most universal to install. Fear of a difficult installation no longer needs to be an obstacle to upgrading to the powerful performance and quiet operation you deserve.

Style can be difficult to define. What's compelling to one may be passe to another. NuTone solves the issue with a broad variety of product styles, finishes and shapes—all designed around you.

Selection No one provides a broader selection of home ventilation products than NuTone. From the spot ventilation and heating solutions listed above to our beautiful ceiling fans, trust NuTone to improve the comfort of your family and home.



NuTone makes the perfect ventilation fan for every home, decor and budget.

What you should consider when buying a bath fan or home ventilation system.

Steamy mirrors, damp walls and fogged windows.

They're more than annoying. They could indicate developing problems like mold and mildew, ruined insulation, and wood rot. Spot ventilation solutions from NuTone clear the air quickly and efficiently, removing potential problems before they invite themselves into your home.

What's in stays in today's airtight homes.

Today's homes are built airtight for efficiency. But that means moisture and airborne pollutants stay where they are unless they are vented away. Eliminating excess moisture keeps your home dry and comfortable and can help avoid mold and mildew. Volatile organic compounds (VOCs) "outgas" from construction materials such as plywood, carpet, fabric, paint, adhesive, insulation and other common items. Allergens, dust, cooking vapor and what the kids bring home from school are more reasons why good ventilation is critical.

Which product is best suited to my application?

Take a moment to consider what you're looking for in a spot ventilation product. Do you want quiet operation, a powerful blower, decorative designs or something that's virtually invisible? Could you use more light, or ventilation in a walk-in closet? NuTone has what you need.

Sones measure the "sound level" of your fan.

A sone is a measurement of sound in terms of comfortable hearing level for an average listener. The lower the sone value, the more comfortable the environment. Sones are not decibels or volume, but rather how sound is "sensed." One sone is half as loud as two sones, and is equivalent to a quiet refrigerator.

leadership

More than 80 years ago NuTone invented the spot ventilation industry. Today, NuTone is engineering and testing the next generation of ventilation solutions to keep your home and family comfortable.

What "HVI certified" means to you.

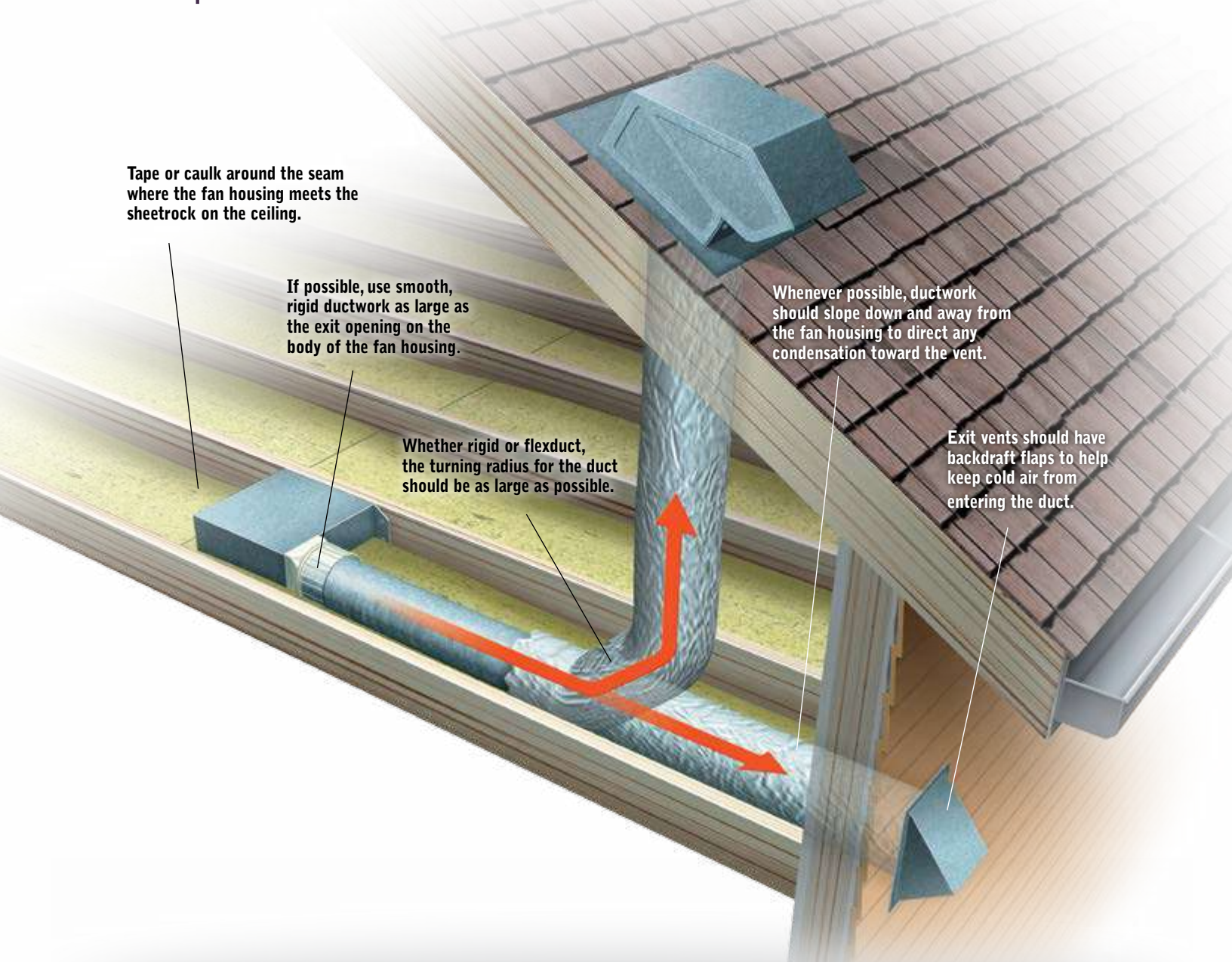
The Home Ventilating Institute (HVI) is an independent organization that certifies the airflow and sound performance claimed by manufacturers of ventilation products. NuTone certifies every product through HVI to ensure the product you purchase will perform as claimed. For more information visit www.hvi.org.

ENERGY STAR® Conserve energy and energy expenditures.

If you're concerned about saving money and energy, choose NuTone bath fans that feature the ENERGY STAR® logo. These products use high efficiency motors and lighting that can reduce energy consumption by as much as 65%—all without sacrificing performance. For extreme energy efficiency, the NuTone Ultra Series with ULTRA Green DC Motor Technology is nearly 10 times more efficient than ENERGY STAR® requirements. Learn more about ENERGY STAR® at www.energystar.gov.



Proper installation makes all the difference.



Pre-installed screws, keyhole slots and alignment tabs facilitate installation, taking the guesswork out of proper mounting.

Elbows, turns, long ducts and ductwork smaller than the fan's exit outlet will reduce performance.

Use wide aluminum foil or duct tape to join smooth metal ductwork seams.

Do not let flexible ductwork sag as this impedes airflow.

During installation, orient the bath fan outlet in the direction of the home's exit point to minimize duct turns.

Before adding an elbow or bend, allow 24" to 36" of straight run from the fan outlet point.

Duct-wrap insulation (R-5 or above) will help minimize condensation in cold

climates, especially on long duct runs. Quick guideline: For bathrooms up to 100 square feet, the HVI recommends ventilation of at least 1 CFM (Cubic Feet per Minute) per square foot (about eight air changes per hour). For bathrooms over 100 square feet, add up the needs of each fixture to determine the total ventilation rate:

- Toilet 50 CFM
- Shower 50 CFM
- Bathtub 50 CFM
- Jetted tub 100 CFM

Easy steps for choosing and sizing the right ventilation fan for your home.

Determine which rooms could use ventilation, and how much is needed.

Spot ventilation is used in localized areas to remove moisture, odor and airborne pollutants quickly. Most commonly used in the bath or powder room, spot ventilation can also be used in a laundry room, exercise area, closet, or bedroom, wherever air should be changed frequently. Decorative and recessed models can be ideal solutions for these situations. According to the Home Ventilating Institute, Air Changes per Hour (ACH) for comfortable and healthy living should be as follows: Bathrooms: 8 changes, Kitchens: 15 changes, Living/Bedrooms: 6 changes. NuTone bath fans, utility fans and high capacity fans meet these needs.

Calculate the air movement necessary for proper ventilation.

Air movement is measured in Cubic Feet per Minute (CFM). To determine CFM requirements, first determine the size of your room. Measure and multiply the length, width and ceiling height of your

room to determine cubic footage. Then use the multiplication factor of .13 and round up to the next "ten." See the three examples that follow.

Example 1: Bathroom with 8' ceiling: 7' wide x 9' long x 8' high x .13 = 66. Select a bath fan with at least 70 CFM.

Example 2: Bathroom with 9' ceiling: 10' wide x 9' long x 9' high x .13 = 105. Select a bath fan with at least 110 CFM.

Example 3: For a bathroom with a vaulted ceiling, use the average ceiling height at the wall and the peak: 8' wide x 12' long x ((8' at wall + 12' at peak) / 2 = 10') average height x .13 = 125. Select a fan(s) with at least 130 CFM.

Account for long duct runs and ductwork that turns before it reaches the exterior vent. When airflow is restricted in any way it slows down. Just as a car must slow down for a sharp corner, air decelerates when going through a turn in a duct run. Whenever possible, create a straight duct run with large radius turns, if they're

performance

A good ventilation fan is the product of research, testing and listening to the needs of consumers. At NuTone we build these desires into ventilation products that provide the best mix of power, sound and quality for every budget.

necessary at all. Rigid ductwork is optimal because airflow restriction is minimized. Flexible tubing may be convenient to install, but resistance is created as air is moved over the spiral metal frame of the tubing. With long duct runs or ducts with multiple turns the fan works harder, noise increases and fan performance (CFM) is compromised. Select a fan model with an even greater CFM rating to compensate.

6" ducting overcomes most performance-related installation issues.

NuTone's ULTRA™ and QTXN Series fans deliver high performance in virtually any real-world installation. They are engineered with a 6" duct connector for peak air movement and extremely quiet operation, even when the duct run is not short and straight.

Everything you need to know about home ventilation.

What is a sone, and how is it measured?

A sone is a measurement of sound in terms of comfortable hearing level for an average listener. The lower the sone value, the more comfortable the listening environment. Sones are not decibels or volume, but rather how sound is “sensed.” One sone is the equivalent of a quiet refrigerator. NuTone ULTRA™ fans feature the quietest rating possible at <0.3 sones.

air quality

NuTone has long been a leader in indoor air quality solutions.

Our spot ventilation products for bathrooms and kitchens control problems at the source.

ULTRA™ Series Ventilation Fans featuring ULTRA Green™ Energy Saving DC Motor Technology are a virtually silent continuous ventilation solution.

Multi-speed models will quietly solve not only your excess humidity and odor problems when called upon but can pull double-duty as a great continuous ventilation solution.

What does CFM mean?

CFM is the acronym for Cubic Feet per Minute—the measure of air volume moved by the fan blower. Choose a fan with a CFM rating appropriate for your room size to ensure adequate ventilation.

What is continuous ventilation?

Continuous ventilation provides today's airtight homes with a relatively constant and controlled lower level

of ventilation. NuTone's ULTRA™ Series Ventilation Fans featuring ULTRA Green™ Energy Saving DC Motor Technology are a virtually silent continuous ventilation solution for ASHRAE 62.2 and programs such as LEED, ENERGY STAR® for Homes and CA Title 24. Because they are available in both single-speed (X1) and multi-speed (X2) versions, you can choose the functionality you require for the job.

Can I mount NuTone fans above my tub and shower?

Most NuTone fans are rated for use over a shower or bathtub with a GFCI (Ground Fault Circuit Interrupter).

Can my bath fan be surrounded by insulation?

Yes. NuTone bath fans are designed to provide adequate cooling for motors and lighting, as well as products with integral heaters.

Will NuTone fans work in wall-mount applications?

Some NuTone bath and utility fans may be wall mounted. See the product matrix for specific models. Improper installation may affect fan life, safety and your warranty.

Will a bath fan or wall-mount utility fan serve as a range hood?

No. Range hoods are specifically designed to handle grease and high temperature environments. NuTone bath fans supplement odor and moisture removal in the kitchen, but are not intended for use as a range hood.

What does “static pressure” mean?

Static pressure is the measurement of airflow resistance as it is pushed through ductwork which reduces the effectiveness of the fan. Learn more on the Home Ventilating Institute web site www.hvi.org.

How long should a bath fan run after a shower is used?

The Home Ventilating Institute recommends that a fan should be left on for 20 minutes more to clear humidity adequately and to ensure moisture and condensation in the fan body or ducting is minimized.

How can I assure that fog will automatically be cleared from my mirrors as quickly as possible?

The NuTone ULTRA™ Series with ULTRASense™ H Humidity Sensing Technology automatically turns the fan on to eliminate excess moisture. They can sense a rapid rise in humidity and respond faster than fans or controls that wait for a relative humidity set point to be reached.

Is there a solution for family members that forget to turn the fan on?

The NuTone ULTRA™ Series with ULTRASense™ M Motion Sensing Technology will automatically turn these multi-speed fans up to maximum power for humidity or odor when someone enters the room and include adjustable delay-off timers.

What are the timer features?

Delay-off timers automatically shut your fan off after a specified time interval. It's a nice feature in high traffic bathrooms where you may wish to let the fan run to clear moisture adequately. A timer counts down the minutes of fan operation selected by the user.

Where should the exhaust fan be located?

Exhaust fans should be located in or near the shower or tub, and in an enclosed water closet. Keep exhaust points opposite the supply air source to ensure that the fresh air is drawn through the room. Bathroom doors should not be sealed too tightly

at the bottom in order to allow “makeup air” to enter the room when the door is closed.

Do I need attic access to install a fan in a retrofit situation?

In many cases you do, but the NuTone ULTRA™ Series Ventilation Fans with ULTRA Quick™ Installation Technology allows fan installation in any type of joist or truss system without access from above in most applications. Easy retrofit installation from the room-side means not having to worry about installation conditions. ULTRA™ Series Ventilation Fans have exclusive installation features such as a telescoping mounting frame, snap-in housing, snap-in blower and inside-out mounting duct connector and wiring bracket that can be installed from the room-side.

How do I size a fan properly for my room size and the duct run?

See the sizing guidelines on page 7 for details on proper sizing. This section provides an explanation and examples to help you make the right decision.

Where is the exhaust outlet on the ventilation fan?

The exhaust outlet is the point where air is discharged through the body of the fan housing into the ductwork. During installation, orient your fan with the exhaust outlet pointing

toward the exit vent on your roof or wall to minimize turns in ductwork that impede airflow.

Why do the windows and mirrors fog even when the fan is running?

If windows and mirrors are very cold, condensation can still form on these surfaces. And if your bathroom is sealed tightly, replacement air may not be entering the room fast enough to displace the moist air. Be sure to undercut your door sufficiently to draw fresh air into the room. Fan placement can also be a factor. Your fan should be located far from the replacement air source to ensure the moist air is drawn out first. Finally, too many twists and turns in the ducting will significantly reduce the ability of the blower to remove moist air. Make sure your ductwork is as short and straight as it can be, with gradual turns rather than tight corners where necessary.

Why is water dripping from the grille of the fan?

Dripping water is either condensation (usually due to cold ductwork or improper duct installation), or a problem with the seal on a wall or roof vent. Insulated ductwork can help solve condensation problems, and running the fan longer will ensure moisture is completely removed from the duct. Ductwork should slope down toward a wall vent to direct condensation out of the exterior vent opening rather than back into the fan housing.

Can I install a heater over the bathtub or in a shower?

No. Heaters are not UL Listed (Underwriter’s Laboratory) for installation over a bathtub or in a shower.

Can I use an inline or multi-port fan in one large bathroom?

Yes, this works the best for large rooms because you can install the



ports over the areas where the ventilation is needed the most (source control). The size of the multi-port would be determined by the size of the room.

Can larger diameter ducting be used with my bath fan?

Yes, larger diameters will result in improved performance.

Can I use a smaller diameter duct than what the fan is designed for?

This is not recommended. It will cause the fan to run harder, greatly reducing the CFM performance of the fan and create excess noise.

What type of duct is recommended, rigid or flexible?

It is recommended, where possible, to use rigid duct. It has less resistance to air flow and allows the fan to operate much more efficiently. If aluminum flexible duct is used, be sure the duct is as straight as possible.

Can I exhaust my fan into my attic instead of out the roof or wall?

Never exhaust air into spaces within walls, ceilings, attics, crawl spaces or garages. Humidity may damage the structure and insulation.

What type of exhaust fan is best for a sauna or hot tub area?

High CFM-rated devices are normally recommended for this type of application.

Can I use a fan in a steam shower?

No. Since these are normally sealed chambers, a vacuum will be created.

Can I vent more than one bath fan out of a roof or wall cap?

No. Always follow the manufacturer’s recommended ventilation requirements.

style

Style is a curious thing.

To each individual it is something different.

So NuTone makes a range of unique products—some that stand out, others that blend in.

But all suit every sense of style beautifully.

Premium ventilation helps reduce airborne pollutants.

Today's homes are built tightly for energy efficiency. But what's good for heating and air-conditioning bills means unwanted and unhealthy pollutants stay trapped inside unless they are mechanically vented away.

Intermittent and continuous ventilation.

Intermittent or "spot" ventilation focuses on removing contaminants from a specific area at a specific time, such as running a bath fan during a shower. Continuous ventilation—also known as whole-house ventilation—is becoming increasingly popular and continually removes contaminants generated in our homes every day.

Continuous ventilation is being required to meet building codes such as California Title 24, or green building standards such as LEED or ENERGY STAR® for Homes.













These types of programs reference the ASHRAE 62.2 residential ventilation standard that details the amount of air in cubic feet per minute (CFM) needed for whole-house ventilation, based on square footage and the number of bedrooms in the home.

NuTone offers the perfect solution for these applications. It not only meets the continuous or whole-house needs but also the spot or local ventilation needs traditionally associated with ventilation fans such as removing excess shower humidity or bathroom odors.

Our new ULTRA Green™ Series ventilation fans have the ability to easily and efficiently handle the job—especially multi-speed models and those with ULTRA Sense™ humidity or motion sensing technology.

ASHRAE 62.2

Whole Building Ventilation Requirements

Number of Bedrooms		0-1	2-3	4-5
Home Square Footage	< 1500	 30	 45	 60
	1501 to 3000	 45	 60	 75
	3001 to 4500	 60	 75	 90
	4501 to 6000	 75	 90	 105

For more details see ASHRAE Standard 62.2-2010

Use this simple formula or the chart to calculate the required CFM for continuous ventilation.

CFM = .01 x floor area (in square feet) plus
7.5 x (number of bedrooms + 1).

Example: A 3,000 square foot home with
3 bedrooms would require 60 cfm:

.01 x 3,000 = 30

7.5 x (3+1) = 30

Add together for a total of 60 CFM



All ULTRA™ Series
Ventilation Fans are
ENERGY STAR®
qualified.

ULTRA Green™ Series Ventilation Fans. The solution for spot and continuous ventilation needs.

Our exclusive ULTRA Smart™ Control Technology enables these fans to maintain their powerful operation even at high static pressures, and supply the required air movement levels for whole-house ventilation while meeting the spot ventilation needs of a bathroom. Available in multi-speed versions, the continuous lower CFM levels of ULTRA Green™ Series Ventilation Fans can be adjusted to meet the specific needs of each home.


For even greater ease of use, models with ULTRA Sense™ Humidity or Motion Sensing Technology will automatically adjust to maximum CFM levels when the need is detected.

Since whole-house fans may run at all times, quiet operation is extremely important. The last thing that

anybody wants is to be kept awake by a loud fan.

The ASHRAE 62.2 standard requires whole-house fans to be rated at 1.0 sones or less. All ULTRA Green™ Series Ventilation Fans feature ULTRA Silent™ Sound Technology, greatly surpassing this requirement by measuring a barely audible ≤ 0.3 sones. Choosing an ENERGY STAR® qualified fan is always a good idea, but it is even more important for whole-house fans that may run all the time. ULTRA Green™ Series Ventilation Fans with ULTRA Smart™ DC Motor and Control Technology meet ENERGY STAR® CFM-per-watt requirements and in some cases are nearly 10 times more efficient.

Excess humidity can cause damaging and unhealthy mold growth. Other pollutants include pollen and volatile organic compounds (VOCs) which off-gas from building materials or exist in products we use every day such as cosmetics and cleaning chemicals. Visit www.epa.gov for more information on pollutants.



ULTRAQUICK™

INSTALLATION TECHNOLOGY

ULTRA™ Series Ventilation Fans are engineered to be the fastest, easiest, most universal installation in remodel, retrofit and new construction—in any type of joist or truss system. Exclusive features simplify room-side installation to save valuable time and money.

Pre-installed screws in the mounting frame enable quick installation.



Inside/outside wiring capability provides flexible new or retrofit installation.



For room-side installation, pull the duct through the opening, attach the duct to the connector, push the connector into place and fasten to the housing with only one screw.




Vertical positioning tabs ensure the housing is in the right place.



For no-hassle installation, the blower simply snaps into the housing.



You can hear—and feel—when fan housing snaps into place. The easy-to-position carriage enables location adjustment between joists to ensure desired ceiling placement.



The expandable mounting frame adjusts from 14"–24" and fits any type of joist, I-Joist or truss construction.

A revolution in ventilation fan technology engineered to simplify installation.

We didn't just change one thing to make installations faster, we changed everything. From a unique telescoping mounting frame that installs room-side to an easy-to-insert housing and blower that snap into place, we designed the ULTRA™ Series for fast, easy, universal application.

No matter what's behind the drywall on your next job, you'll never have to do another difficult installation. ULTRA™ Series Ventilation Fans and Fan/Lights—for the fastest, easiest, most universal installation.

And just as important, the ULTRA™ Series meets whole-house mechanical ventilation codes and green building program requirements. It's a revolutionary way to install and a revolutionary way to ventilate.




ULTRA Green™ Series Fans and Fan/Lights

A virtually silent solution for your continuous ventilation needs.

ULTRASmart™

DC MOTOR AND CONTROL TECHNOLOGY

To virtually ensure full-rated performance—regardless of the ducting situation—ULTRA™ Series fans automatically monitor and adjust CFM output. For continuous ventilation needs, multi-speed models may be precisely set as low as 30 CFM to avoid costly over-ventilating. A second dial controls runtime at maximum CFM. Our DC motor is the most efficient in our line—80 CFM models use only 5.8 watts.



ULTRASilent™

SOUND TECHNOLOGY

ULTRA™ Series Ventilation Fans are HVI certified at a remarkable <0.3 Sones; the quietest sound rating obtainable. A dynamically balanced DC motor mounted behind the wheel, a state-of-the-art blower that reduces turbulence, and a free-flowing 6" duct outlet opening that won't inhibit airflow make it possible. There's no quieter fan available.

ULTRASense™

SENSING TECHNOLOGY

ULTRA Sense™ H sensing fans detect the rapid rise in humidity at the ceiling level. This means that they will react to shower humidity much faster than competitive fans or wall controls. Multi-speed models turn the fan speed up from the lower continuous CFM level. Single-speed models turn the fan on automatically.


ULTRA Sense™ M fans with multi-speed capability automatically turn the fan up to maximum speed from the lower continuous setting when motion is detected which is ideal for family members who forget to turn the fan on.



ULTRA Green™ Series Fans and Fan/Lights

NuTone ULTRA Green™ Series Fans and Fan/Lights. Built for easy installation in either new construction or retrofit applications, the ULTRA Green™ Series makes it simple to ventilate any room in the house. In today's tightly built homes, unhealthy pollutants and excess humidity stay trapped inside unless they are mechanically vented away. Exclusive ULTRA Smart™ Control Technology enables fans to maintain their powerful operation—even at high static pressures—and provide required air movement levels for whole-house ventilation, all while meeting spot ventilation needs on demand. Continuous CFM levels can be precisely adjusted to meet the specific needs of each home.

ULTRA Green™ Series Fans



ULTRA Green™ Series Fan/Lights



ULTRA Green™ Sensing Fans



ULTRA Green™ Sensing Fan/Lights



ULTRA Green™ Series Fans and Fan/Lights

ULTRA Green™ Series Fan and Fan/Light Features

- HVI certified at <0.3 Sones, ULTRA Silent™ Sound Technology provides the quietest sound rating obtainable
- 50, 80 or 110 CFM
- Intermittent and continuous ventilation
- ULTRA Smart™ Control Technology monitors performance and adjusts motor speed to ensure rated air movement
- ENERGY STAR® qualified with ULTRA Green™ DC Motor Technology
- ULTRA Quick™ Installation Technology saves time with the fastest, easiest, most universal installation
- XN and ZN models feature 6" ducting—50 and 80 CFM models include an optional 6" to 4" duct reducer
- Bright, energy efficient 36-watt fluorescent lighting
- UL Listed for use over bathtub or shower when connected to a GFCI protected branch circuit
- Type IC
- Fits 2" x 8" ceiling construction
- Optional RDFU Premium Radiation Damper Kit available for all XN and ZN models.

Model	CFM	Sones	Light ¹ / Night Light	Humidity Sensing	Motion Sensing	ENERGY STAR®	Ducting
Single-speed Fans							
XN50	50	<0.3	—	—	—	Yes	6"
	50	<0.3					6" to 4" reducer
XN80	80	<0.3	—	—	—	Yes	6"
	80	0.3					6" to 4" reducer
XN110	110	<0.3	—	—	—	Yes	6"
XN110H	110	<0.3	—	Yes	—	Yes	6"
Single-speed Fan/Lights							
XN50L	50	<0.3	2-18W GU24 / 4W	—	—	Yes	6"
	50	<0.3					6" to 4" reducer
XN80L	80	<0.3	2-18W GU24 / 4W	—	—	Yes	6"
	80	0.3					6" to 4" reducer
XN110L	110	<0.3	2-18W GU24 / 4W	—	—	Yes	6"
XN110HL	110	<0.3	2-18W GU24 / 4W	Yes	—	Yes	6"
Multi-speed Fans							
ZN80	80	<0.3	—	—	—	Yes	6"
	80	0.3					6" to 4" reducer
ZN80M	80	<0.3	—	—	Yes	Yes	6"
	80	0.3					6" to 4" reducer
ZN110	110	<0.3	—	—	—	Yes	6"
ZN110H	110	<0.3	—	Yes	—	Yes	6"
ZN110M	110	<0.3	—	—	Yes	Yes	6"
Multi-speed Fan/Lights							
ZN80L	80	<0.3	2-18W GU24 / 4W	—	—	Yes	6"
	80	0.3					6" to 4" reducer
ZN80ML	80	<0.3	2-18W GU24 / 4W	—	Yes	Yes	6"
	80	0.3					6" to 4" reducer
ZN110L	110	<0.3	2-18W GU24 / 4W	—	—	Yes	6"
ZN110HL	110	<0.3	2-18W GU24 / 4W	Yes	—	Yes	6"
ZN110ML	110	<0.3	2-18W GU24 / 4W	—	Yes	Yes	6"



ENERGY STAR® fans use 65% less energy, on average, than standard models and may qualify for local utility rebates.
▲ See page 45 for 6" ducting (DT6W) product specifications.



¹ Bulb included

RDFU Premium Radiation Damper for ULTRA Green™ and ULTRA Pro™ Fans

When the air temperature passing through the damper exceeds 165°F the fusible link melts, triggering the thermal fabric to automatically close across the damper. Airflow is interrupted by a flame and heat barrier, preventing the rapid spread of fire to other areas.

- Motor serviceable without disturbing drywall
- Galvanized steel frame
- High temperature, non-asbestos, reinforced fiber thermal fabric
- Stainless steel closure springs
- 165°F fusible link
- Use the same grille provided with the ULTRA™ Series fan
- Use Models RDFU and RDJUMPU for ULTRA Green™ and ULTRA Pro™ models with lighting and/or sensing



Save time and increase profitability with the fastest, easiest and most universal installation.



The preferred install choice for professionals to deliver quiet performance.

ULTRAQuick™ Installation

- No attic access required for retrofit installations
- Works in any type of joist or truss system
- Ideal for remodeling/upgrade applications

Provide your customers extremely quiet operation with innovative sound reduction technologies.

- QStream™ technology features airflow-smoothing baffles to reduce turbulence.
- QFlow™ technology removes the duct damper from the airstream to reduce static pressure and noise when open. When closed it provides a surface-to-surface seal to prevent backdrafts.

Model	Duct Size	CFM	Sones	Light/ Night Light	ENERGY STAR®	Housing Dims (in)			Grille Dims (in)		Grille Finish	Amps	UL Tub/ Shower
						W	L	H	L	W			
Single-Speed Fans													
RN80	4"	80	<0.3	—	Yes	11-3/8	10-1/2	7-5/8	13	14	White Polymeric	0.3	Yes
RN110	4"	110	0.6	—	Yes	11-3/8	10-1/2	7-5/8	13	14	White Polymeric	0.9*	Yes
Single-Speed Fan/Lights													
RN80L	4"	80	<0.3	2-18W GU24 / 4W	Yes	11-3/8	10-1/2	7-5/8	13	13-3/4	White Polymeric	0.3	Yes
RN110L	4"	110	0.8	2-18W GU24 / 4W	Yes	11-3/8	10-1/2	7-5/8	13	13-3/4	White Polymeric	0.9*	Yes

*Total connected load

¹ Bulb included



Some of our quietest fans are also
some of our best values.



Well designed styles that blend into your room.

The NuTone QT Series.

There's a time for noise and excitement, and there's a time for more simple pleasures. The peaceful moment needn't be lost simply because your bath ventilation fan is uncomfortably loud. The very quiet NuTone QT Series solves everything.

Lower sones and more power.

The NuTone QT Series™ continues to provide very low operating noise levels—most under one sone. However, quiet operation doesn't mean you have to sacrifice powerful operation. The QT Series is one of NuTone's best when it comes to maintaining strong airflow in real world installations. Whether you choose a bath fan, a fan/light or a combination heater/fan/light, NuTone has a perfect solution for every room.



Model QTXEN Fans, page 20



Model QTREN & QTRN Fan, page 20



Model QTXEN Fan/Lights, page 21



Model QTREN & QTRN Fan/Lights, page 21



Model QTXEN Humidity Sensing Fan, page 22



Model QTXEN and QTXN Humidity Sensing Fan/Lights, page 22


QT Series™ — Fans

NuTone QT Series™ Bath Fans. A bath fan needn't call attention to itself, especially when you don't want it to overpower the design of your bath or powder room. More important, it shouldn't call attention to itself when it's working. So we developed the QT Series to provide our quietest bath fans yet. With an energy efficient option, it simply does its job quietly, in every sense of the word.

QTXEN, QTREN and QTRN Fan Features

- Very quiet operation <0.3 to 1.4 sones
- 50 CFM to 150 CFM
- QTXEN features 6" ducting for superior performance
- QTREN and QTRN models feature 4" ducting
- QTXEN and QTREN models are ENERGY STAR® qualified
- HVI Certified
- UL Listed for use over tub or shower when installed in a GFCI protected branch circuit
- QTXEN, QTREN and Housing Packs include hanger bar system for fast and flexible installation for all types of construction
- Fits 2" x 8" ceiling construction
- Motor engineered for continuous operation
- Radiation damper Model RDFQF available separately

QTXEN Models



Fan Model	CFM	Sones	ENERGY STAR®	Bath Sq. Ft.	Ducting [▲]
QTXEN050	50	<0.3	Yes	45	6"
QTXEN080	80	0.3	Yes	75	6"
QTXEN110	110	0.7	Yes	100	6"
QTXEN150	150	1.4	Yes	140	6"




ENERGY STAR® fans use 65% less energy, on average, than standard models and may qualify for local utility rebates.

▲ See page 45 for 6" ducting (DT6W) product specifications.



QTREN & QTRN Models



Fan Model	CFM	Sones	ENERGY STAR®	Bath Sq. Ft.	Ducting [▲]
QTREN080	80	0.8	Yes	75	4"
QTREN110	110	1.3	Yes	100	4"
QTRN050**	50	0.4	—	45	4"
QTRN080*	80	1.0	—	75	4"
QTRN110*	110	1.5	—	100	4"



ENERGY STAR® fans use 65% less energy, on average, than standard models and may qualify for local utility rebates.

▲ See page 45 for 4" ducting (804DU) product specifications.

+ Only available in Project Packs.

* No radiation damper available

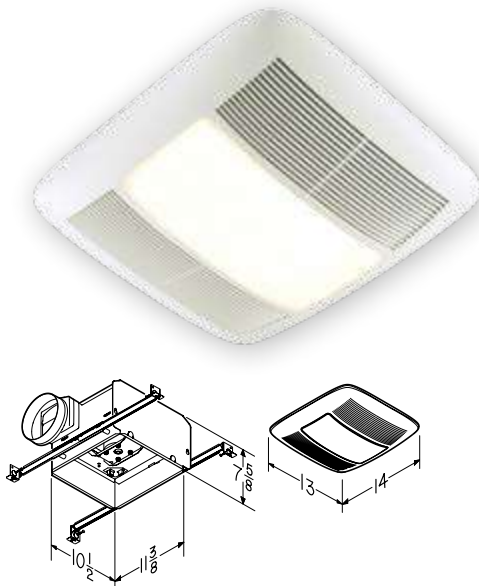


NuTone QT Series™ Fan/Lights. The QT Series is the ultimate bath fan solution for today's homes. Select a QT Series fan/light to bring simple elegance to any bath or powder room. By sight or by sound, you'll barely notice a QT Series fan. Except, of course, when you need just the right amount of ventilation and light at the touch of a switch.

QTXEN, QTREN and QTRN Fan/Light Features

- Nearly silent operation 0.3 to 1.4 sones
- 80 CFM to 150 CFM
- QTXEN models feature 6" ducting for superior performance
- QTREN and QTRN models feature 4" ducting
- QTXEN and QTREN models are ENERGY STAR® qualified
- Bright, energy efficient 36-watt fluorescent lighting (2-18 watt GU24 based bulbs) included with QTXEN and QTREN models
- 100-watt lighting from an incandescent bulb on QTRN models
- 4-watt night light on all models
- QTXEN, QTREN and Housing Packs include hanger bar system for fast and flexible installation for all types of construction
- UL Listed for use over tub or shower when installed in a GFCI protected branch circuit
- HVI Certified
- Motor engineered for continuous operation
- Type IC
- Fits 2" x 8" ceiling construction
- Models RDFQL (radiation damper) and RDJUMPQ (jumper kit) available separately

QTXEN Models



Model	CFM	Sones	Light/ Night Light	ENERGY STAR®	Ducting▲
QTXEN080FLT	80	0.3	36W♦ / 4W	Yes	6"
QTXEN110FLT	110	0.7	36W♦ / 4W	Yes	6"
QTXEN150FLT	150	1.4	36W♦ / 4W	Yes	6"
QTREN080FLT	80	0.8	36W♦ / 4W	Yes	4"
QTREN110FLT	110	1.3	36W♦ / 4W	Yes	4"
QTRN080L*	80	1.0	100W■ / 4W	—	4"
QTRN110L*	110	1.5	100W■ / 4W	—	4"



ENERGY STAR® fans use 65% less energy, on average, than standard models and may qualify for local utility rebates. ▲ See page 45 for ducting product specifications.

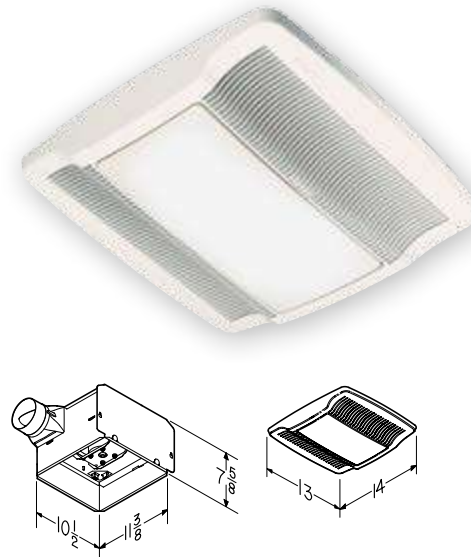
■ Incandescent bulb.

♦ 2-18 watt GU24 based fluorescent bulbs included.

* No radiation damper available



QTREN & QTRN Models



New styling and improved lighting make NuTone's QT fan/lights even better.

- Light output has been significantly increased, while using 14 fewer watts.
- Lighting design enhancements provide a brighter, broader flood-light effect.
- Improved light diffusion hides hotspots/bulbs.
- Convenient GU24 bulbs are readily available.
- A restyled, low-profile grille on QTXE models blends with any decor.
- Design and lighting improvements were made without increasing sound levels.

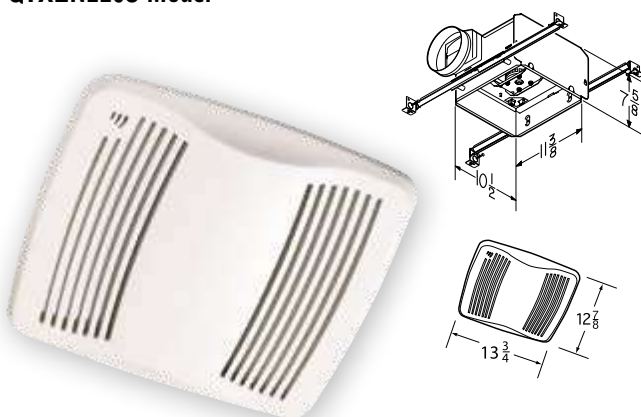
QT Series™ Fans and Fan/Lights—Humidity Sensing

QT Series™ Humidity Sensing Fans with SensAire® Technology. NuTone SensAire® technology is a hands-free solution to fighting excess humidity and possible mold problems. Unlike competitive fans or wall controls that wait for a relative humidity set-point to be reached, SensAire® technology detects rapid increases in moisture levels at the ceiling, where steam and humidity naturally rise, and automatically turns the fan on. This means the fan reacts more quickly and clears the mirrors more quickly. With a fan this quiet, we included automatic shutoff to save worry, and money. NuTone SensAire® technology is a perfect solution for high traffic bathrooms, the kids' bathroom, or for anyone who leaves the house before humidity is properly vented.

QTXEN and QTREN Sensing Features

- Detects a rapid rise in humidity
- Humidity is sensed at the ceiling level
- Easily accessible sensitivity adjustment
- Easy-to-set shut-off timer: 5–60 minutes
- Fits 2" x 8" ceiling construction
- UL Listed for use over bathtub and shower when connected to a GFCI protected branch circuit
- Includes hanger bar system for fast and flexible installation for all types of construction
- ENERGY STAR® qualified
- HVI Certified
- Radiation dampers available (see below)

QTXEN110S Model



Fan Model	CFM	Sones	ENERGY STAR®	Bath Sq. Ft.	Ducting
QTXEN110S	110	0.7	Yes	100	6"▲

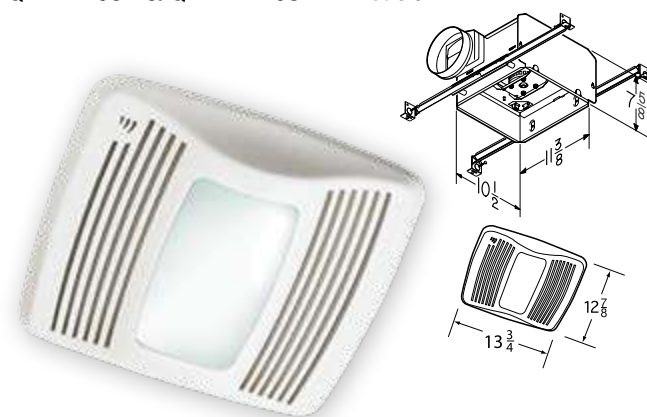


ENERGY STAR® fans use 65% less energy, on average, than standard models and may qualify for local utility rebates.

▲ See page 45 for 6" ducting (DT6W) product specifications.



QTXN110SL & QTXEN110SFLT Models



Model	CFM	Sones	Light/ Night Light	ENERGY STAR®	Ducting
QTXEN110SFLT	110	0.7	(2) 18W / 4W	Yes	6"▲
QTXN110SL	110	0.9	100W / 4W	—	6"▲



ENERGY STAR® fans use 65% less energy, on average, than standard models and may qualify for local utility rebates.

▲ See page 45 for 6" ducting (DT6W) product specifications.



Premium Radiation Dampers

When the air temperature passing through the damper exceeds 165°F the fusible link melts, triggering the thermal fabric to automatically close across the damper. Airflow is interrupted by a flame and heat barrier, preventing the rapid spread of fire to other areas.

- Motor serviceable without disturbing drywall
- Galvanized steel frame
- High temperature, non-asbestos, reinforced fiber thermal fabric
- Stainless steel closure springs
- 165°F fusible link
- Use the same grille provided with the QT Series™ fan

Radiation Dampers	Description
RDFQF	For QT fans
RDFQL	For QT fan/lights
RDFQF plus RDJUMPQ	For fans with sensing technology
RDFQL plus RDJUMPQ	For fan/lights with sensing technology



Project Packs Available for QTREN and QTRN Fan Models

To simplify installation, Project Packs are available with either four fan or fan/light housings only. When drywall work and painting is complete, the fan components needed to finish the job are available in single packs under separate model numbers. These finish kits include the motor plate, motor, wheel and grille. See the matrix below for Project Pack order information.

Project Pack	Kit number:	For model:
Four-pack of FAN housings only:	QTXRN000HF	
One-pack finish kits for FAN models:	QTREN080F	QTREN080
	QTREN110F	QTREN110
	QTRN050F*	QTRN050*
	QTRN080F	QTRN080
	QTRN110F	QTRN110

*Only available in Project Packs.



Project Packs Available for QTREN Fan/Light Models

To simplify installation, Project Packs are available with either four fan or fan/light housings only. When drywall work and painting is complete, the fan components needed to finish the job are available in single packs under separate model numbers. These finish kits include the motor plate, motor, wheel and grille. See the matrix below for Project Pack order information.

Project Pack	Kit number:	For model:
Four-pack of FAN/LIGHT housings only:	QTXRN000HL	
One-pack finish kits for FAN/LIGHT models:	QTREN080FLFT	QTREN080FLT
	QTREN110FLFT	QTREN110FLT





Elegant designs
to meet any need
and compliment
any room.

NuTone Ventilation Fans. Where high function meets practical design.

In the short span of less than an hour each day, steamy showers can produce mold and mildew-fostering vapor. Look to NuTone, the ventilation experts, to help you keep your house fresh.

NuTone engineers the right product to fit every application, room size and need. Select from a variety of features that best meet your spot ventilation needs. Begin by assessing your application, room size and needs to determine how powerful the blower should be or whether you could use additional lighting in your space. Think about what product style, finish or shape would look best in your space.

Rest assured, if you're concerned about saving money and energy, NuTone bath fans that feature the ENERGY STAR® logo can reduce energy consumption by as much as 65%. NuTone has the perfect product designed around your needs.



selection

There's a
NuTone ventilation solution
perfectly matched to
your needs for power, size,
style and budget.

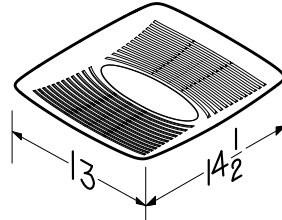
EZFit™ offers a variety of features that make installation from the room-side a breeze.

Eliminate foggy mirrors, moisture, and odors faster than typical existing fans.

Enjoy a more comfortable and relaxing environment than typical existing fans provide.

Quickly replace existing ventilation fans from the room-side with new EZLock™ tabs.

Models EZ80N



- EZLock™ Tabs secure the fan directly to the ceiling drywall, eliminating joist or truss mounting.
- EZConnect™ wiring connectors eliminate clumsy wire nuts.
- EZDuct™ connector enables duct attachment from inside the housing, without going into the attic.
- EZHold™ pre-installed blower attachment screws mean no third hand is needed.
- EZFit's slim housing design fits in virtually all ceiling spaces.
- 80 CFM and a quiet 1.0 Sones.
- UL Listed for use over bathtubs and showers when connected to a GFCI protected branch circuit.
- Patent-pending design.
- Housing: 12"L x 10-1/2"W x 5"H
- Grille: 14-1/2"L x 13"W
- Duct Connector: 4" oval or 3" round (transition provided)

Ventilation—Fans and Fan/Lights

EZ Installation in four simple steps



Insert housing from room-side and rotate EZLock tabs outward by turning the screw.



EZLock tabs provide firm pressure contact to secure the fan to the drywall (view shown is from above).



Re-attach the duct and wiring from the room-side.



Insert and secure the blower into the housing.

Model	CFM	Sones	Ducting
EZ80N	80	1.0	4" oval or 3" round



Ventilation—Fans and Fan/Lights

LoProfile

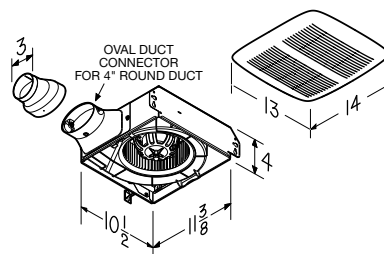


Model LPN80

The right fan for a tight fit.

The new NuTone LoProfile™ Fan is our latest solution for installations where conventional ventilation simply won't fit. Where multi-family applications require it, the LoProfile™ fan is narrow enough to be installed in a wall between 2x4 studs. When plumbing or electrical obstructions are found behind the drywall in ceiling remodel applications our LoProfile™ fan can still fit without having to move anything. And that means most any room with space constraints can have powerful, quiet, efficient ventilation.

- Fits in 2x4 ceiling or wall construction
- 80 CFM with 4" duct ensures ample air movement; 70 CFM with 3" duct reducer
- >50 CFM at 0.25" static pressure meets ASHRAE 62.2 local ventilation requirements (with 4" oval duct or 3" round duct)
- Only 1.0 sones for extremely quiet operation
- 4" oval or 3" round duct connection for installation flexibility
- Efficient operation lowers utility bills
- Ideal for multi-family applications
- Compatible with RDF1 Premium Radiation Damper (see page 17)
- Project packs available (ceiling mount only)



The oval connector accepts standard 4" duct, or 3" duct with the supplied adapter.



Electrical connections can be made through the top or the side of the housing.

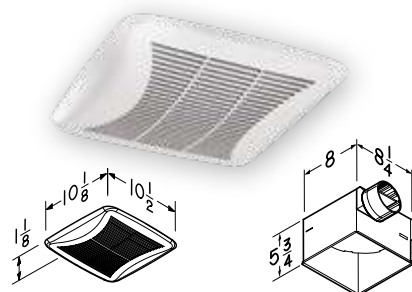
Model	CFM	Sones	Ducting
LPN80	80	1.0	4"/3"



ENERGY STAR® qualified.



Model 50NT & 80NT



- Attractive grille styling
- Project packs available
 - HJ4NT housing four-pack
 - F50NT finish four-pack
 - F80NT finish four-pack
- UL listed for use over tub/shower with GFCI circuit
- Ceiling or wall mount

Model	CFM	Sones	ENERGY STAR®	Notes
50NT	50	1.5	—	Wall/Ceiling mount
80NT	80	2.0	Yes	Wall/Ceiling mount



ENERGY STAR® qualified.

Model 778WHNT



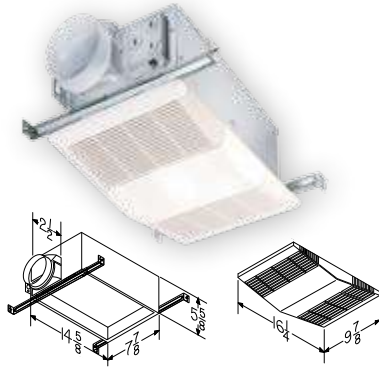
- Round design eliminates squaring with bathroom walls
- Fits 2" x 6" ceiling construction
- Features 2-13W GU24 fluorescent bulbs (included)
- ENERGY STAR® qualified
- 24" adjustable hanger bars

Model	CFM	Sones	Lighting	Finish
778WHNT	80	2.0	2-13W GU24	White



ENERGY STAR® fans use 65% less energy, on average, than standard models and may qualify for local utility rebates.

Model 668RP



- White polymeric grille
- Rectangular fan light
- Fits in 2" x 6" ceiling construction
- 24" adjustable hanger bars
- Mounting brackets that adjust for ceiling thickness up to 3/4"

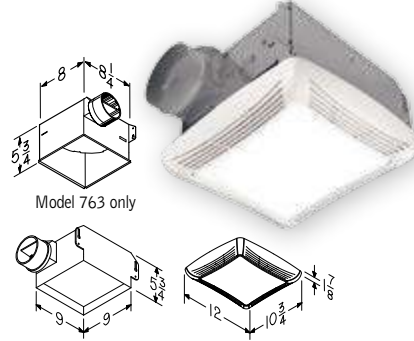
Models 8663RP & 8664RP



- Round design eliminates squaring with bathroom walls
- Fits 2" x 6" ceiling construction
- 8663RP features bright 100W incandescent lighting with 7W night light for security and safety (bulbs not included)
- 8664RP features bright 100W incandescent lighting (bulb not included)
- 24" adjustable hanger bars

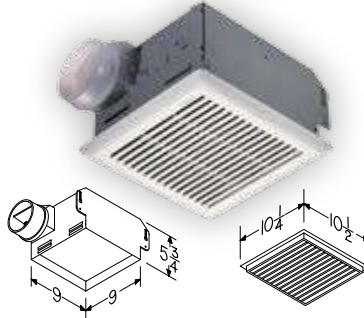
Model	CFM	Sones	Lighting	Finish
668RP	70	4.0	100W	White
8663RP	100	3.5	100/7W	White
8664RP	100	3.5	100W	White

Models 763, 769RL and 769RFT

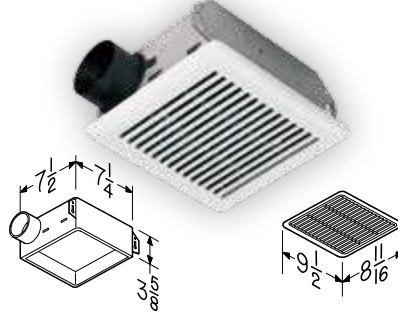


- White polymeric grille
- Fits in 2" x 6" ceiling construction
- 769RFT uses 13W fluorescent bulb (not included)
- All models available in Project Packs

Model 671R & 672R



Model 695 & 696N




- 50 to 110 CFM centrifugal blower wheel
- Double-strength steel mounting flanges with keyhole slots for fast installation
- Metal grille kits for 695, 696N and Service Part Number S97011308
- UL Listed for use over tub or shower when installed in a GFCI protected branch circuit
- All models available in Project Packs

Model	CFM	Sones	Notes
763	50	2.5	100W White
769RL	70	3.0	100W White
769RFT	70	3.0	13W fluor. White
671R	90	3.0	Wall/Ceiling mount
672R	110	4.0	Wall/Ceiling mount
695	70	6.0	Wall/Ceiling mount
696N	50	4.0	Wall/Ceiling mount

Available in single packs or project packs.

Model 8814R



- 110 CFM
- Centrifugal blower wheel and 4-pole motor deliver high exhaust capacity at low sound levels
- Mounting flanges with keyhole slots for fast installation
- White polymeric grille with torsion spring mounting

Model 8832WH



- White polymeric grille with torsion spring mounting
- Fits 2"x4" construction

Model 8832SA



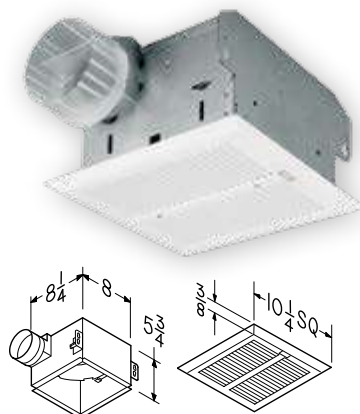
- Silver anodized aluminum grille
- Fits 2"x4" construction

Model	CFM	Sones	Notes
8814R	110	4.0	
8832WH	80	2.5	Not UL tub & shower
8832SA	80	2.5	Not UL tub & shower

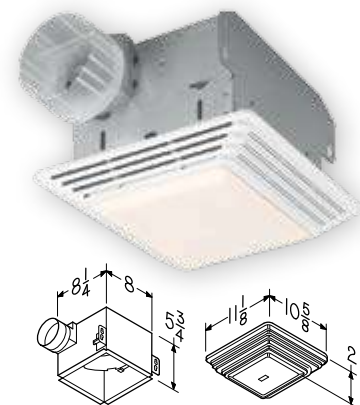
Ventilation Fans—Heavy Duty/Radiation Dampers

Heavy-duty operation

Model HD50NT, HD80NT



Model HD50LNT, HD80LNT



- Enclosed motors with long-life bearings for continuous operation
- Rugged metal fan grille for added durability, easier cleaning
- Grille torsion spring-mounted for easy installation
- Pre-wired outlet for plug-in motor plate
- AMCA licensed for both air and sound

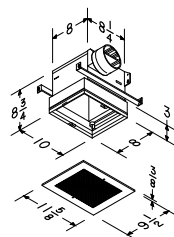
Model	CFM	Sones	Ducting
HD50NT*	50	1.5	4"
HD50LNT*	50	1.5	4"
HD80NT	80	2.5	4"
HD80LNT	80	2.5	4"



*ENERGY STAR® qualified.

Radiation/Fire Damper Fan Project Packs

A fire resistant screen automatically closes when excessive heat is detected. The breakaway fusible link triggers the closing of the radiation damper's fire resistant screen to prevent smoke and fire from traveling through the ductwork.



- UL Classified (UL Standard 555C) for use in 1-, 2-, 3-hour fire-rated floor-ceiling or roof-ceiling designs
- 165° fusible link
- Galvanized Steel Frame
- Stainless steel negator-type closure spring
- Available as Project Packs

Model	CFM	Sones	Type/Pack	Quantity	Notes
RDA	—	—	Housing/4	—	—
RDJ1	—	—	Radiation Damper Kit	—	—
80RDB	80	2.5	Finish/4	—	—
110RDB	110	4.0	Finish/4	—	—
HD50RDB*	50	1.5	Finish/4	Heavy-duty Motor	—
HD80RDB	80	2.5	Finish/4	Heavy-duty Motor	—



*ENERGY STAR® qualified.

Model RDA



Project Housing Pack includes:

- Rough-in housing with attached radiation/fire damper
- Adjustable hanger bars that span up to 24"
- 4" metal duct connector with damper

Models 80RDB, 110RDB
HD50RDB & HD80RDB



Project Finish Packs include:

- Assembled motor plate, wheel and plug-in motor
- Rugged metal grille for added durability

Model RDJ1



Radiation Damper Accessory Kit includes:

- Radiation damper accessory with metal grille, metal duct connector, hanger bars & plaster guard (no housing)
- Works with 50NT, 80NT, HD50NT, HD80NT





690NT Bath Fan Upgrade Kit






The NuTone bath fan upgrade kit lets you convert your old bath fan to a brand new unit in just 10 minutes. Improve performance, reduce the sound level, and upgrade the appearance of your economy fan in minutes.

- Cut sound levels up to 50%
- Boost air movement up to 20%
- 10 minute installation
- 60 CFM, 3.0 Sones
- Modern white grille
- No special tools needed



NuTone 690NT Upgrade Kit replaces the models below:

If your grille looks like this:	The fan is very likely one of these models:	Housing dimensions:
	NuTone 693, 695, 696N	7½" x 7¼" or 8" x 7¼"
	Broan 670, 671, 688, 689	7½" x 7¼" Not compatible with 8" x 8¼"
	Nautilus N671, N688	

Measure your existing fan housing to ensure proper fit.

For use only with these bath fan models.*		Measurement (inches)	Yes	No
	NuTone 693, 695, 696N	7-1/2 x 7-1/4	•	
		8 x 7-1/4	•	
	Broan 670, 671, 688, 689	7-1/2 x 7-1/4	•	
		8 x 8-1/4		•
	Nautilus N671, N688	7-1/2 x 7-1/4	•	
		8 x 8-1/4		•

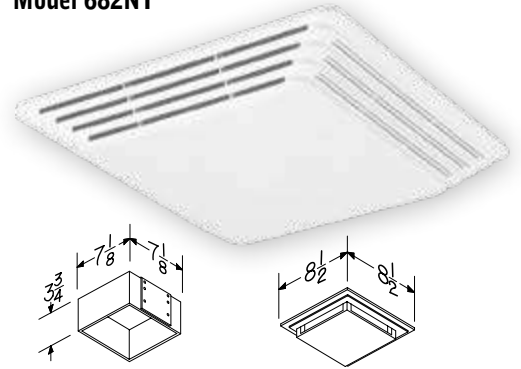
*No other usage has been tested or authorized by Broan-NuTone LLC.



Duct-free

This easy-to-install solution is ideal where ventilation is needed but ducting is not possible. Use in half baths or rooms where humidity isn't a concern.

Model 682NT



- Patented, fast snap-in metal housing installation
- Fan circulates air past replaceable activated charcoal filter (Service Part Number S97009563)
- Fits 2"x4" ceiling or wall construction

Model	CFM	Sones	Lighting	Notes
682NT	—	—	—	Duct-free Circulation

Ventilation options
for today's lifestyles.



Keep any room in your home fresh with NuTone fans.

NuTone knows that living in your home means needing ventilation in a variety of rooms. That's why our specialty line of utility fans, in-line fans and hidden ventilation solutions allow you to ventilate clean, fresh air where you need it most. Whether it's specialized bath needs, laundry room, recreation room, workshop or kitchen, we have it covered.

Look to our room-to-room, wall/ceiling mount, through-wall or vertical discharge utility fans for spot ventilation. Or, install our remote mounted in-line ventilation fan for a quiet whole-house solution. And, prepare to be blown away with our recessed fan/lights that disappear into the ceiling by matching perfectly with other recessed lights. Our humidity sensing recessed fan light even starts automatically when it detects a rapid rise in humidity so you never have to turn the fan on again. Elegant, simple, practical, high-performance. Exactly what you've come to expect from NuTone.

power and style

NuTone has powerful ventilation products for residential and commercial applications, as well as elegant designs that coordinate perfectly with your decor. Choose a fan that fits the needs of any room.



Hidden Ventilation



Decorative Fan/Lights



Utility Ventilation



In-Line Ventilators

You'd never know it's a fan,
and that's the point.

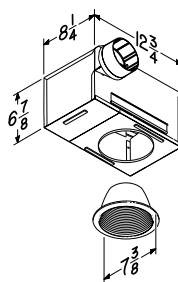
NuTone took recessed lighting a step further by incorporating powerful, quiet ventilation in the same design. These fan/lights disappear into the ceiling and match perfectly with other recessed lights. Models 744NT, 744FLNT and 744LEDNT are practical ventilation solutions for any room in the house, such as the utility room, kitchen or high-traffic family room—any space you wish to keep fresh and comfortable. In the bath, Model 744SFLNT starts automatically when a rapid rise in humidity is detected. You'll never forget to turn the fan on again.

744NT Series Recessed Fan/Light Features

- High efficiency centrifugal fan
- 70 CFM at 1.5 sones
- Trim matched to designs of major recessed light manufacturers
- Put multiple units in larger rooms
- Model 744NT uses a 75 watt max bulb (R30 or BR30 for standard applications)
- Models 744FLNT and 744SFLNT use a 16 watt, GU24 based, R30 shaped CFL bulb (included)
- Model 744LEDNT includes a 14 watt, GU24 based LED bulb (included)
- All models UL Listed for use over bathtub or shower when connected to a GFCI protected branch circuit. Model 744NT requires a PAR30L or PAR30LN type bulb (not included)
- 6-7/8" high housing appropriate for new construction and 2" x 8" ceiling joists
- 4" round duct connector
- Optional wall control switches available
- Type IC, sealed housing
- Not for use over cooking surfaces

Humidity Sensing Model 744SFLNT Features

- SensAire® technology detects the rapid rise in humidity faster than competitive fans/controls to automatically turn the fan on and clear steam faster
- Humidity is sensed at the ceiling level
- Easily accessible sensitivity adjustment
- Easy-to-set 5–60 minute shut-off timer



SensAire® technology behind the trim detects changes in humidity and automatically turns the fan on and off.

Model	CFM	Sones	Lighting	Humidity Sensing	ENERGY STAR®	Ducting
744NT	70	1.5	75W MAX	—	—	4"
744FLNT	70	1.5	16W Fluor.	—	Yes	4"
744LEDNT	70	1.5	14W LED	—	Yes	4"
744SFLNT	70	1.5	16W Fluor.	Yes	Yes	4"



ENERGY STAR® fans use 65% less energy, on average, than standard models and may qualify for local utility rebates.





Long-life, energy-efficient blue LED.



Two fluorescent bulbs provide the output of two 75-watt incandescent bulbs.



Transform any room into a unique, calming space.

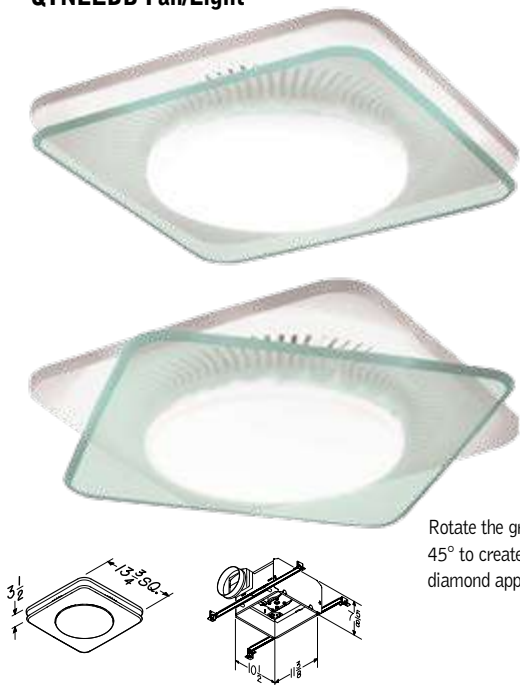
NuTone LunAura™ Collection. Transform any room into a unique, calming space.

The transitional design of the NuTone LunAura™ Collection is apparent the moment you see it with a green-tinted light panel suspended below the ventilation fan. When the LED night light is activated, the plate turns blue with a stunning glowing edge. Blue was selected for its calming effect, and with Ultra Silent™ ventilation, NuTone LunAura™ Collection is a perfect way to create a spa-like environment. It also provides safety and navigation for nighttime tasks while still allowing you to return to restful sleep. For stunning ventilation in any room, nothing's quite as flexible as the NuTone LunAura™ Collection, because there's never been anything like it.

NuTone LunAura Collection Fan/Light Features

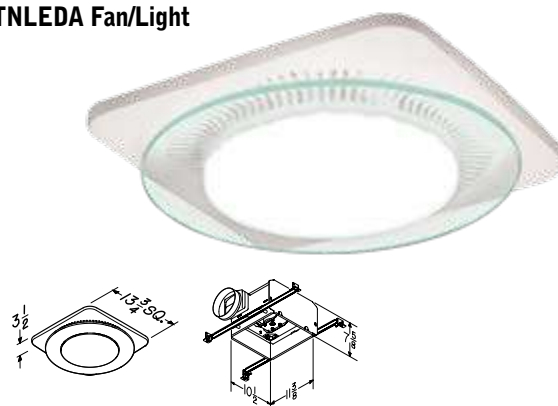
- 110 CFM at 0.7 Sones
- ENERGY STAR® qualified
- Bright 36 watt fluorescent main lighting (2-18 watt GU24 bulbs included)
- 6" or 4" ducting connections
- Blue LED night light
- HVI certified
- Motor engineered for continuous operation
- UL listed for use over bathtub or shower when connected to a GFCI protected branch circuit
- Fits 2" x 8" ceiling construction

QTNLEDB Fan/Light



Rotate the green-tinted plate 45° to create a jewel-like diamond appearance.

QTNLEDA Fan/Light



Model	CFM 0.1"	Sones	Lighting	Ducting
QTNLEDA	110	0.7	Two 18 watt, GU24 fluorescent bulbs	6" or 4"
QTNLEDB	110	0.7	Two 18 watt, GU24 fluorescent bulbs	6" or 4"



NuTone
lunaura
collection

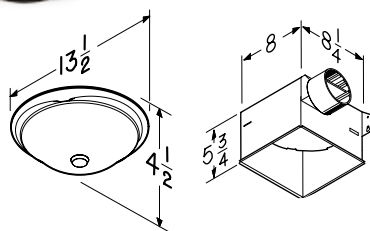
Ventilation Fan/Lights—Decorative

A beautiful balance of elegance and performance. Now you can ventilate while adding quiet elegance and exceptional design to your bathroom or any other room in your home. The NuTone series of decorative fan/lights delivers quality ventilation performance and complements your room with beautifully styled glass globe lighting. These fan/lights are available in two corrosion-resistant, oil-rubbed bronze and satin nickel decorator finishes.

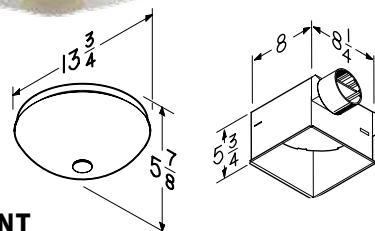
Decorative Glass Light Fixture/Fans Features

- 70 and 80 CFM models
- 2.0 sone models
- Corrosion-resistant finishes
- Beautifully styled glass globe
- Plug-in lighting fixture and permanently lubricated motor
- Polymeric blower wheel
- Rugged steel housing finished with electrically bonded epoxy paint
- Sturdy, keyholed mounting brackets for quick, accurate installation
- Fits in 2" x 6" ceiling construction
- Tapered, polymeric 4" round duct fitting for easy, positive duct connection and no metallic clatter
- Type IC
- Not UL approved for use over bathtub or shower

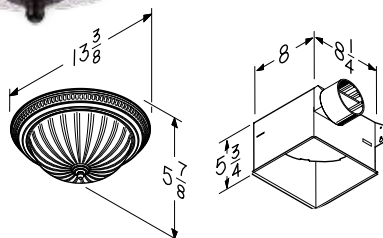
Model 772RBNT



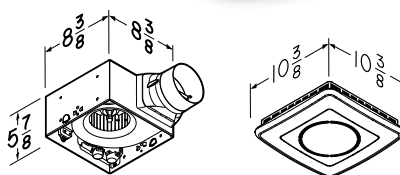
Model 773BNNT



Model 742RBNT



Model 791LEDNT



Model	CFM	Sones	Lighting	Bulb Type	Finish	Glass	ENERGY STAR®	Ducting
742RBNT	70	2.0	2-60W Incandescent	A19 Standard	Oil-Rubbed Bronze	Frosted	—	4"
772RBNT	80	2.0	2-13W 3500K CFLs	GU24 base	Oil-Rubbed Bronze	White Alabaster	Yes	4"
773BNNT	80	2.0	2-13W 3500K CFLs	GU24 base	Satin Nickel	Frosted	Yes	4"
791LEDNT	100	1.5	9W LED	Integrated (no bulb)	—	—	Yes	4"



ENERGY STAR® fans use 65% less energy, on average, than standard models and may qualify for local utility rebates.



Wall/Ceiling Mount—Vertical/Horizontal Discharge

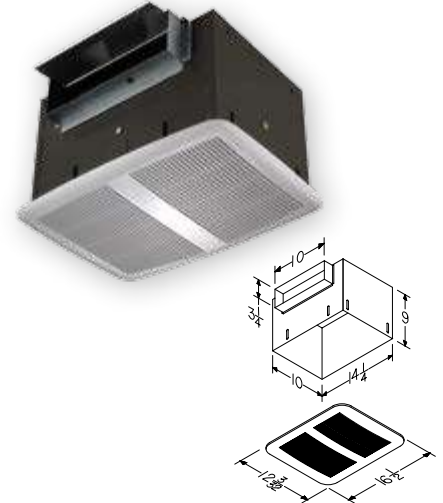
Eliminate humidity or tobacco smoke from recreation rooms or workshops with these powerful utility ventilators. All feature powerful, permanently lubricated motors and rugged steel housings.

Model 8310 Wall/Ceiling Mount—Side discharge only



- 3 1/4" x 10" duct, side discharge
- Paintable engineered resin grille installs easily
- Motor assembly offers fast easy "twist-lock" installation
- Specially designed fan blade stays in balance—will not distort
- Installs easily in walls or ceiling
- Built-in backdraft damper
- Adjustable mounting brackets span from 14" to 24" O.C. joist
- UL Listed for use in cooking areas

Model QT200 & QT300 Ceiling Mount



- Sturdy brown-enamel steel housing is lined with sound-deadening foam for quiet operation
- Low RPM motor plugs into prewired junction box
- Motor and twin blowers dynamically balanced for smooth, quiet operation
- Vents horizontally or vertically with 3 1/4" x 10" duct
- Duct collar with quiet backdraft damper included
- Installs easily between 16" O.C. joist with slotted mounting bracket. Slots on housing sides provide alternative mounting
- Wiring knockouts located on top and back of housing

Powerful solutions for problem rooms.

Model 8210 Ceiling Mount—Vertical Discharge



- Ventilates directly through the roof with round ducting
- Paintable engineered resin grille installs with a single screw
- Adjustable hanger bars for 16" or 24" O.C. joists
- Motor mounting bracket has two slots that slide over two mounting screws on sleeve for faster installation
- Specially designed transition-type housing reduces diameter of discharge opening to fit 7" round duct; no reducer is needed
- UL Listed for use in cooking areas

Wall/Ceiling	CFM	Sones	Ducting	Notes
8210	210	6.5	7"	Vertical Discharge Only
8310	160	5.0	3-1/4" x 10"	Rectangular Duct
QT200	200	2.0	3-1/4" x 10"	Rectangular Duct
QT300	300	4.5	3-1/4" x 10"	Rectangular Duct

Ventilation Fans—In-Line

Remote Mounted In-Line Ventilation Fans are quiet and efficient residential solutions. The concept is simple: mount a high-performance ventilator in an out-of-the-way spot and you get the power with virtually no sound. Install the housing in the attic or the basement, wherever it's most convenient and discrete.

In-Line Ventilators Features

- Energy-efficient, permanently lubricated motors
- High pressure centrifugal blowers easily accommodate long duct runs
- Designed for quick, easy installation
- HVI certified and AMCA licensed
- Suitable for intermittent or continuous ventilation applications
- Removable panel offers easy access to the electrical connections

In-Line Fans / Radon Mitigation

- Great solution for large, open spaces
- Install in virtually any orientation


Model ILF120



Model ILRF



- Radon Mitigation
- UL Listed for commercial applications

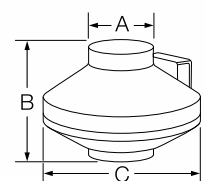


With an In-line ventilation solution, the blower is mounted away from the living area for virtually silent operation. These fans are ideal for ventilating larger rooms with multiple inlet ports (see illustration).



Model	CFM	Ducting	ENERGY STAR®
ILF120	110	4"	—
ILF130	130	5"	Yes
ILF250	250	6"	Yes
ILF360	360	8"	Yes
ILF530	530	10"	—
ILRF*	140	4" or 5"	—

Model	A Duct Collar	B Height	C Fan Diameter
ILF120	3 ⁷ / ₈ "	10"	10"
ILF130	4 ⁷ / ₈ "	7 ³ / ₄ "	10"
ILF250	5 ⁷ / ₈ "	9 ³ / ₈ "	12"
ILF360	7 ⁷ / ₈ "	13 ³ / ₈ "	13 ¹ / ₂ "
ILF530	9 ⁷ / ₈ "	11 ¹ / ₄ "	13 ¹ / ₂ "
ILRF	3 ⁷ / ₈ "/4 ⁷ / ₈ "	10"	10"



*ILRF rated 140 CFM at 0.2" WG, 43 CFM at 1.5" WG.

In-Line Fan Kits

- Kits include all components to install a single exhaust system (except wall control, wire and ducting)
- Each kit includes fan, grille, sleeve with damper and duct clamps
- Model ILFK2502 contains 2 grilles (model CVG6) and a 3-way 6" Y adapter (model FY6)

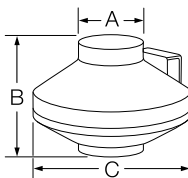
Model ILFK2502



In-Line Fan Kits

Model	CFM	Ducting
ILFK120	110	4"
ILFK130	130	5"
ILFK250	250	6"
ILFK2502	250	6"

Model	A Duct Collar	B Height	C Fan Diameter
ILFK120	3 $\frac{7}{8}$ "	10"	10"
ILFK130	4 $\frac{7}{8}$ "	7 $\frac{3}{4}$ "	10"
ILFK250	5 $\frac{7}{8}$ "	9 $\frac{3}{8}$ "	12"
ILFK2502	5 $\frac{7}{8}$ "	9 $\frac{3}{8}$ "	12"



Accessories

Y Adapter

Size

FY6

6" x 6" x 6"



Grilles/Intakes	Ducting	Size	Notes
CVG4	4"	6" Dia.	Round Grille
CVG6	6"	7-3/4" Dia	Round Grille

Available in six packs only

Sleeves

Ducting

Notes

CVLD4	4"	Sleeve with Damper
CVLD6	6"	Sleeve with Damper
CVL4	4"	Sleeve without Damper
CVL6	6"	Sleeve without Damper

Comfort and convenience combined.




NuTone Ventilation Heater/Fan/Lights. You don't need to heat the entire house to have a comfortable bathroom first thing in the morning. And it doesn't make sense to wait for your central heating system to do what NuTone can do instantly. Our Heater/Fan/Lights provide powerful heating, light, and ventilation at the touch of a switch. The QT Series is very quiet, and features our PowerHeat™ design, so you're assured that the energy converted to heat is efficiently delivered back to you. 765 models have a 360° directionally-adjustable heat outlet, so the heat will go exactly where you want it.

Heater/Fan/Light Features

- Heater/Fan/Light brings convenient, comforting warmth to your bathroom
- QT model has nearly silent operation—0.9 sone, 110 CFM fan
- 765 model has quiet operation—2.0 sone, 100 CFM fan
- Quiet, high-output 1500 watt heater; QT model features PowerHeat™ (see below), 765 model has exclusive directionally adjustable design (see below)
- QT models have a 6" ducting for superior performance, 765 models have a 4" ducting for new construction or retrofit
- Choice of bright incandescent or energy-efficient fluorescent lighting (fluorescent bulbs included)
- Multi-function wall switch sold separately
- Fan motors engineered for continuous operation
- HVI Certified
- Type IC
- Requires dedicated 20 amp circuit
- QT models fit in 2" x 8" ceiling construction; 765 models fit in 2" x 6" ceiling construction

QTXN Heater/Fan/Light



PowerHeat™ is a NuTone design which maximizes heat output per watt. By placing the heater element very close to the forced air exit grille, the internal components are not heated. Heat is delivered into the bathroom and does not escape into the ceiling or attic space.

Model	CFM	Sones	Bath Sq. Ft.	Lighting/ Night Light	Heater Watts	Ducting
QTXN110HL*	110	0.9	100	120W Incandescent (2-60W) / 7W	1500	6"
QTXN110HFLT*	110	0.9	100	36W Fluorescent (2-18W) / 7W	1500	6"

*Switch not included. Use 77DW or 77DV (see page 42).



765HL & 765HFL Heater/Fan/Light



Model	CFM	Sones	Bath Sq. Ft.	Lighting/ Night Light	Heater Watts	Ducting
765HL*	100	2.0	90	100W Incandescent	1500	4"
765HFL*	100	2.0	90	27W, GU24 Fluorescent	1500	4"

*Switch not included. See selection guide on page 44.



Heater/Fan/Lights—Combination

Heater/Fan and Heater/Fan/Light Features

- Designer white polymeric grilles complement virtually any décor
- Fan, light and heater function independently or together

Heater/Fan/Light

- Fits in 2" x 6" ceiling construction
- 1300W heating element provides optimum performance in smaller spaces
- Bright 100W incandescent light capacity

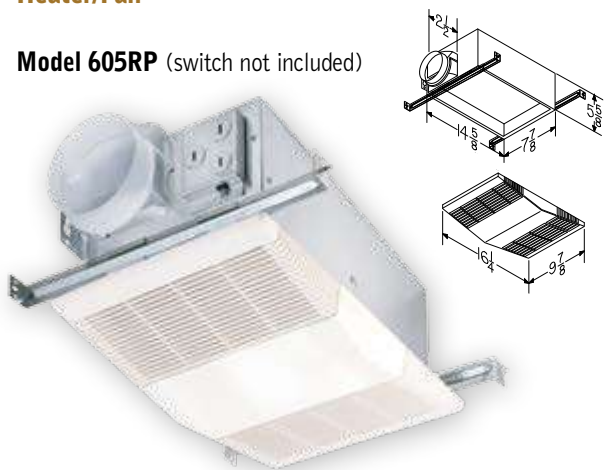
Model 665RP



- Fits in 2" x 6" ceiling construction
- 1300W heating element provides optimum performance in smaller space
- Improved hanger bar locks position after securing unit to rafters

Heater/Fan

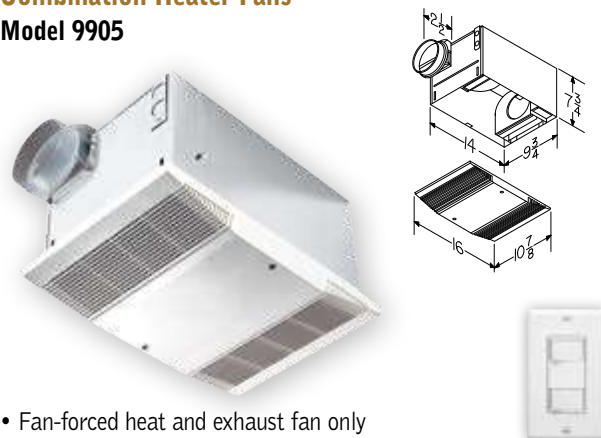
Model 605RP (switch not included)



Model	CFM	Sones	Lighting	Heat	Finish
665RP	70	4.0	100	1300W	White Polymeric
605RP	70	4.0	—	1300W	White Polymeric

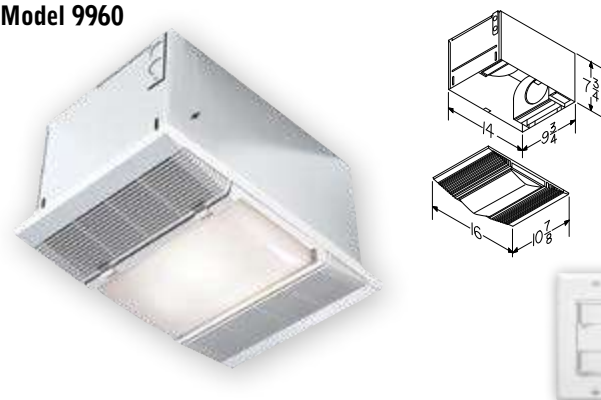
Combination Heater Fans

Model 9905



- Fan-forced heat and exhaust fan only
- Includes two-function switch
- 1500 watts

Model 9960



- Fan-forced heat, ceiling and night light
- Includes one multi-function control and one single-function control
- 1500 watts

Model 9965



- Fan-forced heat, exhaust fan, ceiling and night light
- Includes two multi-function controls
- 1500 watts

Model	CFM	Sones	Lighting	Heat	Wall Switch
9905	70	4.0	—	1500W	2-function
9960	—	—	100/7	1500W	3-function
9965	70	4.0	100/7	1500W	4-function

9093 Series Features

- Powerful ventilation
- Extra-quiet operation
- Bright ceiling light
- Convenient night light
- White enamel grille
- 1500 watts of powerful heat
- Includes a four-function wall switch
- Fits 2" x 8" ceiling construction

Model QT9093WH



Model 9093WH



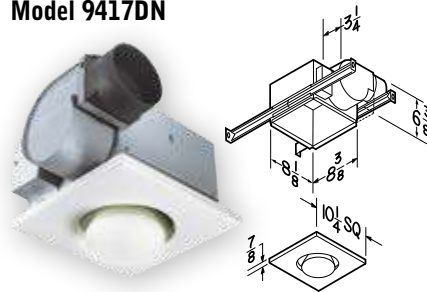
Model	CFM	Sones	Lighting	Heat
QT9093WH	110	3.0	100/7	1500W
9093WH	70	3.5	100/7	1500W

Bulb Heater Fans. Silent warmth and superior ventilation. Trust NuTone Bulb Heater/Fans and Bulb Heaters for energy-saving warmth and instant comfort without ever having to touch your central thermostat. These units deliver superior performance and excellent ventilation in a compact package.

Bulb Heater/Fan Features

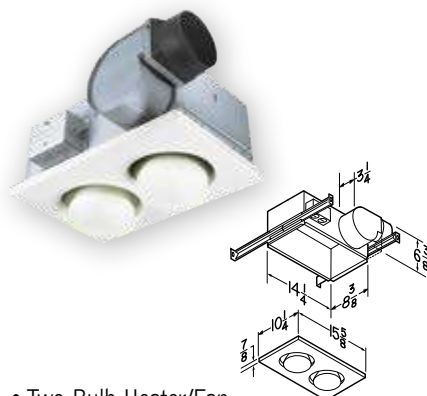
- Quiet, highly efficient polymeric blower wheels
- Polymeric dampers prevent backdrafts and eliminate mechanical noise
- Polymeric 4" round duct connectors with tapered sleeves simplify ducting
- Operate fan and heater independently or together
- Attractive white polymeric grilles
- Compact steel housings with adjustable mounting brackets with keyhole slots that span up to 24"
- 250-watt R40 or BR40 size infrared bulbs (not included)
- Type IC, UL Listed for 60°C wiring (retrofits)

Model 9417DN



- One-Bulb Heater/Fan

Model 9427P



- Two-Bulb Heater/Fan
- Two-function control (available separately)

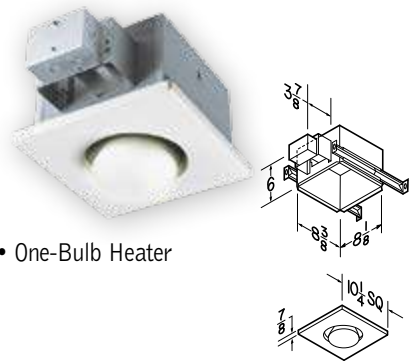
Model	CFM	Sones	Heat	Ducting
9417DN	70	3.5	250W*	4"
9427P	70	3.5	500W*	4"

*Infrared bulbs not included

Bulb Heaters Only

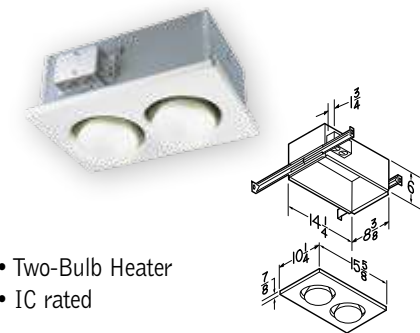
- Infrared bulbs deliver energy-saving warmth
- Get instant comfort in the bathroom without turning up the central thermostat
- 250-watt R40/BR40 size infrared bulbs (not included)
- Attractive, white polymeric grilles
- Compact steel housings
- Adjustable mounting brackets with keyhole slots span up to 24"

Model 9412D



- One-Bulb Heater

Model 9422P



- Two-Bulb Heater
- IC rated

Model	Watts	Volts	Amps
9412D*	250	120	2.1
9422P	500	120	4.6

*9412D is not IC rated

Wall Controls



Indicator Light Control
for convenience



Multi-function Control
to suit every need



Speed Control for quieter
operation or full power



Timer and Off-delay Control for
unattended moisture removal

Indicator Light Controls

Model 69WL, 69VL

- Single-Function Controls
- For use with Ultra Silent™ Series fan units, or Remote In-Line Ventilators
- 120V, 20 amps
- Red light lets you know power is on
- Controls available in White (W) or Ivory (V)



Model 269WL, 269VL

- Two-Function Controls
- For use especially with quiet models and an auxiliary light source
- Lighted fan control 120V, 20 amps; unlighted 120/240/277V, 15 amps
- Fits two-gang box
- Controls available in White (W) or Ivory (V)



Model 685WL

- Three-Function Controls
- For use especially with quiet models
- Lighted fan control 120V, 20 amps; two additional on/off rocker switches 120V, 15 amps each (20 amps total)
- Fits two-gang box
- Blister packs available P685WL and P685VL
- Available in White (W)



Multi-Function / Lighted Controls

Model 66W, 66V

- Three-Function Controls
- Three independent, 120V, 15 amp rocker switches (20 amps total)
- Fits single-gang opening
- Controls available in White (W) or Ivory (V)
- Blister pack available, P66W



Model 68W, 68V

- Two-Function Controls
- Two independent, 120V, 15 amp rocker switches (20 amps total)
- Fits single-gang box
- Controls available in White (W) or Ivory (V)
- Blister pack available, P68W



Model 77DW, 77DV

- Four-Function Controls
- Single switch provides three settings for fan sensor (On-Auto-Off) on Sensing models
- Remaining switches for light/night light
- Works with QTXN110HL heater/fan/light/night light
- Controls available in White (W) or Ivory (V)
- Fits single-gang opening
- Blister pack available, P77DW



Thermostat and Dehumidstat Controls

Model 70TW

- Thermostat for any fan
- 120, 250, 277 VAC
- 22 amp capacity



Model DH100W

- Dehumidstat with variable setting from 20–80% relative humidity
- Dual voltage 24V/120V



Speed Controls

Model 57W, 57V

- 120V, 3 amps
- Fits single-gang box
- Positive on/off action—dial for variable selection of air speeds and sound levels
- Built-in radio noise suppressor
- Controls available in White (W) or Ivory (V)



Model 72W, 72V

- 120V, 6 amps
- Fits single-gang box
- Positive on/off action—dial for variable selection of air speeds and sound levels
- Built-in radio noise suppressor
- Controls available in White (W) or Ivory (V)



Model 78W, 78V

- 4-speed "no-hum" ceiling fan speed control
- Decorator wall plate
- Screws included
- 120V AC 1.5 amp
- Controls available in White (W) or Ivory (V)



Timer and Off-Delay Controls

Model 64W, 64V

- Fan/Light Control with Off-Delay
- Fan and light operate together when control is turned on
- Fan continues to operate for a user adjustable time period 5–60 minutes after light is turned off
- Center position bypasses timer and turns fan and light off immediately
- Fits single-gang box
- 120V, 4 amps (fan), 4 amps (light)
- Requires hot and neutral wires in the switch box
- Controls available in White (W) or Ivory (V)



Model VS66WH

- 60-minute timer
- Separate on/off control
- For two-gang outlet box
- Timer controls any NuTone heater or Ventilator
- On/Off section can be used for a separate light, vent or heater



Model VS67WH

- 60-minute timer
- Separate on/off controls
- For two-gang outlet box
- Timer section may control any NuTone heater or Ventilator
- On/Off section can be used for a separate light, vent or heater



Model CFT12WH

- 12-hour time switch
- Rotary dial
- 20 amps



Model 59W

- 60-minute timer with "continuous on" feature
- Fits single gang box
- 120V / 20 amp or 240V / 10 amp
- Blister pack available, P59W



Model VS68WH

- 15-minute timer
- Separate on/off control
- For two-gang outlet box
- Timer controls any NuTone heater or Ventilator
- On/Off section can be used for a separate light, vent or heater



Model VS63WH

- 15-minute timer
- For all NuTone heaters and fans except Pull-Chain type
- 20 amps



Model VS69WH

- 15-minute timer
- Separate on/off controls
- For two-gang outlet box
- Timer controls any heater or Ventilator
- On/Off section can be used for a separate light, vent or heater



Ventilation Fans—Wall Control Selection Guide

		57W, 57V	59W	64W, 64V	66W, 66V	68W, 68V	69WL, 69VL	70TW	72W, 72V	77DW, 77DV	78W, 78V	269WL, 269VL	685WL	CFT12WH	DH100W	VS63WH	VS66WH	VS67WH	VS68WH	VS69WH
Ventilation Fans	50NT, 80NT	•	•	•			•	•	•					•	•					
	671R, 672R		•	•				•						•	•	•				
	682NT		•	•				•						•		•				
	695, 696N	•	•	•				•	•					•	•	•				
	8814R, 8832SA, 8832WH		•	•				•						•	•	•				
	HD50NT, HD80NT	•	•	•			•	•	•					•	•					
	LPN80	•		•			•	•	•					•						
	QT Fans*	•	•	•			•	•	•		•	•		•	•	•				
	QTRN050			•			•				•	•								
	QTXEN110S						•				•									
	RN80, RN110	•	•	•			•	•	•		•	•		•	•	•				
	XN110H					•	•													
	XN50, XN80, XN110			•			•					•		•						
	ZN110H						•													
	ZN80, ZN110					•						•	•							
	ZN80M, ZN110M					•	•													
Ventilation Fan/Lights	668RP	•	•	•		•		•	•					•	•	•	•		•	
	742RBNT	•	•	•		•		•	•			•		•	•		•		•	
	744NT, 744FLNT		•			•		•						•	•		•		•	
	744SFLNT		•			•									•		•		•	
	763, 769RFT, 769RL		•	•		•		•				•		•	•		•		•	
	772RBNT	•	•	•		•		•	•			•		•	•		•		•	
	773RBNT	•	•	•		•		•	•			•		•	•		•		•	
	778WHNT	•		•			•	•	•			•		•						
	791LEDNT	•	•	•		•		•	•			•		•	•		•		•	
	8663RP	•		•	•			•	•			•		•	•			•		•
	8664RP	•	•	•		•		•	•			•		•	•		•		•	
	HD50LNT, HD80LNT	•		•		•		•	•	•		•		•	•	•				
	QT Fan/Lights	•		•	•			•	•			•	•	•	•			•		•
	QTNLEDA, QTNLEDB	•		•	•			•	•				•	•	•			•		•
	QTXEN110SFLT, QTXN110SL		•							•										
	RN80L, RN110L	•		•	•			•	•			•	•	•	•			•		•
	XN110HL				•					•										
	XN50L, XN80L, XN110L				•							•	•	•						
	ZN110HL				•															
	ZN80L, ZN110L									•		•								
	ZN80ML, ZN110ML									•										
Heater/ Fan/Lights	605RP	•	•					•	•							•	•		•	
	665RP		•					•					•			•		•		•
	765HL, 765HFL	•	•		•			•	•						•					
	9412D															•				
	9417DN		•			•		•								•	•		•	
	9422P		•		•	•										•	•		•	
	9427P		•		•			•								•	•	•	•	•
	9905	•	•					•	•							•	•		•	
	9960															•		•		•
	9965							•		•										
	QT9093WH, 9093WH							•		•										
	QTXN110HL, QTXN110HFL	•	•		•			•	•	•										
Utility Fans	8210, 8310, QT200	•	•					•	•						•	•				
	QT300		•					•	•						•	•				

* Does not include models QT200 and QT300.

Adapters

Model FY6

- 6" x 6" x 6" Y adapter



Model FY86

- 8" x 6" x 6" Y adapter

Dampers

Model 97 Damper

- 7" spring-loaded, in-line damper

Model BP87 Damper

- 7" vertical discharge damper

Ducting

Model 406 Round Duct

- 6" round duct
- 2' galvanized section



Model 407 Round Duct

- 7" round duct
- 2' galvanized section

Model 410 Round Duct

- 10" round duct
- 2' galvanized section

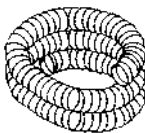
Model 889 Duct

- 3-1/4" x 10" duct
- 2' galvanized sections



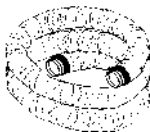
Models DT4C & DT6C Non-Insulated Flexible Duct

- 4" (DT4C) or 6" (DT6C) round
- DT4C is a 4-pack
- 25' standard length



Models DT4W, DT6W & 804DU Insulated Flexible Duct

- 4" (DT4W & 804DU) or 6" (DT6W) round
- 25' standard length



Ducting Kits

Model RVK1A*

Flexible Roof Ducting Kit

- Includes Model 636 Roof Cap
- 4" diameter metal duct connector
- 2 duct clamps
- 4" to 3" reducer
- 8' of 4" flexible aluminum ducting



Model WVK2A*

Flexible Wall Ducting Kit

- Includes white polymeric wall cap
- 4" diameter metal duct connector
- 2 duct clamps
- 4" to 3" reducer
- 5' of 4" flexible aluminum ducting



Elbows

Model 415

Adjustable Elbow

- Fits 7" round duct



Model 418

Adjustable Elbow

- Fits 10" round duct

Model 419

Adjustable Elbow

- Fits 6" round duct

Model 428

Vertical Elbow

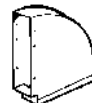
- Fits 3-1/4" x 10" duct



Model 429


Horizontal Elbow

- Fits 3-1/4" x 10" duct




Model 430 Short Eave Elbow

- For 3-1/4" x 10" duct
- Includes backdraft damper and grille
- Only recommended for fans with more than 160 CFM



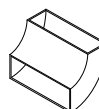
Model 431 Long Eave Elbow

- For 3-1/4" x 10" duct
- Includes backdraft damper and grille
- Only recommended for fans with more than 160 CFM



Model 839 Elbow

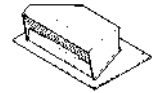
- 90° turn
- For use with 3-1/4" x 10" duct



Roof Caps

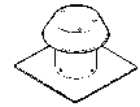
Model 437*

- High-capacity design up to 1200 CFM
- Built-in bird screen
- Steel housing, black electrically bonded epoxy finish



Model 611 Roof Cap*

- For flat roof installation
- Aluminum natural finish
- For up to 8" round duct



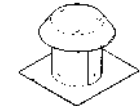
Model 611CM Roof Cap*

- For curb mount installation
- Other features same as Model 611



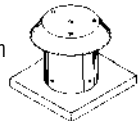
Model 612 Roof Cap*

- For flat roof installation
- Aluminum natural finish
- For up to 12" round duct



Model 612CM Roof Cap*

- For curb mount installation
- Other features same as Model 612



Model 634 Roof Cap*

- For 3-1/4" x 10" or up to 8" round duct



Model 634M Roof Cap*

- Same as Model 634 except for 6" round duct

Model 636 Roof Cap*

- For 3" or 4" round duct
- Built-in backdraft damper and bird screen
- Steel baked black enamel finish

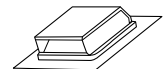


Model 636AL Roof Cap*

- Same as Model 636, except aluminum natural finish

Model 644 Roof Cap*

- Same as Model 634, except for aluminum natural finish



* Not for use with dryers.

Ventilation Fans—Ducting Accessories

Sleeves

Model CVLD4

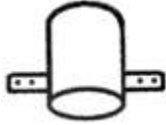
- 4" sleeve with damper

Model CVLD5

- 5" sleeve with damper

Model CVLD6

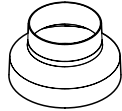
- 6" sleeve with damper



Transitions

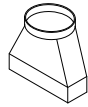
Model 886 Transition

- Converts 7" round to 3-1/4" x 10" duct



Model 475 Transition

- Converts 6" round duct to 4" round duct reducer
- Available in 6 Pack (475B)



Model 413 Transition

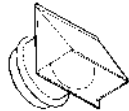
- Converts 3-1/4" x 10" duct to 8" round duct



Wall Caps

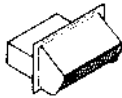
Model 613 Wall Cap*

- For 12" round duct
- Built-in backdraft damper and bird screen
- Aluminum natural finish



Model 639 Wall Cap*

- For 3-1/4" x 10" duct
- Spring-loaded backdraft damper
- Built-in bird screen
- Steel baked black enamel finish

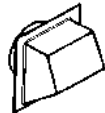


Model 649 Wall Cap*

- Same as Model 639, except aluminum natural finish

Model 641 Wall Cap*

- For 6" round duct
- Built-in backdraft damper and bird screen
- Aluminum natural finish
- Model 647 for 7" Round duct



Model 647 Wall Cap*

- For 7" round duct
- Other features same as Model 641



Model 649 Wall Cap*

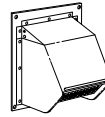
- Same as Model 639, except aluminum natural finish



Wall Caps Continued

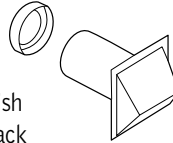
Model 843BL Wall Cap*

- For 6" round duct
- Built-in backdraft damper and bird screen
- Black finish



Models 885AL and 885BL Wall Cap*

- For 3" or 4" round duct
- 4" to 3" transition included
- Aluminum natural finish (885AL) and steel black enamel finish (885BL)
- Standard package—6 to a carton
- Built-in bird screen and damper




Model 643 Wall Cap*

- For 8" round duct
- Aluminum natural finish



Model 646 Louvered Wall* Cap for 6" Round Duct

- Single pack
- White polymeric



Model WC650 Wall Cap*

- For 4" round duct
- White polymeric
- 4 to a carton



*Not for use with dryers.

Ventilation Fans—Product Specifications

Fans

	Page	CFM	Sones HVI certified	Baths up to () Sq Ft	ENERGY STAR®	Duct Size"	Housing Dimensions			Grille Dimensions		Grille finish	Amps
							L"	W"	H"	L"	W"		
110RDB*	28	110	4	105	No	4	8	8¼	5¼	10¼	10¼	White Acrylic Metal	0.6
50NT	26	50	1.5	45	Yes	4	8¼	8	5¼	10½	10¼	White Polymeric	0.2
671R	27	90	3	85	No	4	9	8½	5¼	10½	10¼	White Polymeric	0.5
672R	27	110	4	105	No	4	9	9	5¼	10½	10¼	White Polymeric	0.7
682NT	29	—	—	—	No	—	7½	7½	3¼	8½	8½	White Polymeric	1
690NT	29	60	3	55	No	3	See page 29 for compatible models			9½	8½ ^{1/16}	White Polymeric	1.2
695	27	70	6	65	No	3	7½	7¼	3¾	9½	8½ ^{1/16}	White Polymeric	1.2
696N	27	50	4	45	No	3	7½	7¼	3¾	9½	8½ ^{1/16}	White Polymeric	0.75
80NT	26	80	2	75	Yes	4	8¼	8	5¼	10½	10¼	White Polymeric	0.3
80RDB*	28	80	2.5	75	No	4	8	8¼	5¼	10¼	10¼	White Acrylic Metal	0.6
8814R	27	110	4	105	No	4	9	9	5¼	11½	10¼	White Polymeric	0.85
8832SA	27	80	2.5	75	No	3	8½	9	4	10½	8¾	Silver Anod. Alum	0.75
8832WH	27	80	2.5	75	No	3		8½		10¼	9¾	White Polymeric	0.7
HD50NT	28	50	1.5	45	Yes	4	8	8¼	5¼	10¼	10¼	White Acrylic Metal	0.4
HD50RDB*	28	50	1.5	45	Yes	4	8	8¼	5¼	10¼	10¼	White Acrylic Metal	0.4
HD80NT	28	80	2.5	75	No	4	8	8¼	5¼	10¼	10¼	White Acrylic Metal	0.6
HD80RDB*	28	80	2.5	75	No	4	8	8¼	5¼	10¼	10¼	White Acrylic Metal	0.6
LPN80	26	80	1.0	75	Yes	3–4	8	8¼	5¼	13	14	White Polymeric	0.3
QTREN080	20	80	0.8	75	Yes	4	11¾	10½	7¾	13	14	White Polymeric	0.7
QTREN110	20	110	1.3	105	Yes	4	11¾	10½	7¾	13	14	White Polymeric	0.9
QTRN050	20	50	0.4	45	No	4	11¾	10½	7¾	13	14	White Polymeric	0.4
QTRN080	20	80	1	75	No	4	11¾	10½	7¾	13	14	White Polymeric	0.4
QTRN110	20	110	1.5	105	No	4	11¾	10½	7¾	13	14	White Polymeric	0.3
QTXEN050	20	50	<0.3	45	Yes	6	11¾	10½	7¾	13	14	White Polymeric	0.3
QTXEN080	20	80	0.3	75	Yes	6	11¾	10½	7¾	13	14	White Polymeric	0.4
QTXEN110	20	110	0.7	105	Yes	6	11¾	10½	7¾	13	14	White Polymeric	0.3
QTXEN110S	22	110	0.7	100	Yes	6	11¾	10½	7¾	12¾	13¾	White Polymeric	0.3
QTXEN150	20	150	1.4	140	Yes	6	11¾	10½	7¾	13	14	White Polymeric	0.5
RN80	15	80	<0.3	—	Yes	4	11¾	10½	7¾	13	14	White Polymeric	0.3
RN110	15	110	0.6	—	Yes	4	11¾	10½	7¾	13	14	White Polymeric	0.9
XN50	17	50	<0.3	45	Yes	4–6	10½	11¾	7¾	13	14	White Polymeric	0.1
XN80	17	80	<0.3	75	Yes	4–6	10½	11¾	7¾	13	14	White Polymeric	0.1
XN110	17	110	<0.3	100	Yes	6	10½	11¾	7¾	13	14	White Polymeric	0.2
XN110H	17	110	<0.3	100	Yes	6	10½	11¾	7¾	13¾	14	White Polymeric	0.3
ZN80	17	80	<0.3	75	Yes	4–6	10½	11¾	7¾	13	14	White Polymeric	0.1
ZN80M	17	80	<0.3	75	Yes	4–6	10½	11¾	7¾	13¾	14	White Polymeric	0.1
ZN110	17	110	<0.3	100	Yes	6	10½	11¾	7¾	13	14	White Polymeric	0.2
ZN110H	17	110	<0.3	100	Yes	6	10½	11¾	7¾	13¾	14	White Polymeric	0.3
ZN110M	17	110	<0.3	100	Yes	6	10½	11¾	7¾	13¾	14	White Polymeric	0.3

*Model RDA fan housing only sold separately for radiation dampers/fans.

Fan/Lights

	Page	CFM	Sones HVI certified	Baths up to () Sq Ft	Rooms up to () Sq Ft	Lighting Watts Main/Night Light	ENERGY STAR®	Duct Size"	Housing Dimensions			Grille Dimensions			Grille finish	Amps
									L"	W"	H"	L"	W"	D"		
668RP	27	70	4	65	85	100W	No	4	14¼	7¾	5¾	16¼	9¾	—	White Polymeric	2
742RBNT	34	70	3.5	65	85	2-60W	No	4	8¼	8	5¼	13¾ Dia	5¾	—	Oil-rubbed Bronze	2.2
744FLNT	32	70	1.5	65	85	16W fluor.	Yes	4	8¼	12¾	6¾	7¾ Dia	—	—	White Polymeric	1.2
744LEDNT	32	70	1.5	65	85	14W LED	Yes	4	8¼	12¾	6¾	7¾ Dia	—	—	White Polymeric	0.55
744NT	32	70	1.5	65	85	75W	No	4	8¼	12¾	6¾	7¾ Dia	—	—	White Polymeric	1.2
744SFLNT	32	70	1.5	65	85	16W fluor.	Yes	4	8¼	12¾	6¾	7¾ Dia	—	—	Matte White	0.7
763	27	50	2.5	45	60	100W	No	4	8	8¼	5¼	12	10¼	—	White Polymeric	1.6
769RFT	27	70	3	65	85	13W fluor.	No	4	9	9	5¼	12¼	10¼	—	White Polymeric	1.2
769RL	27	70	3	65	85	100W	No	4	9	9	5¼	12¼	10¼	—	White Polymeric	2
772RBNT	34	80	2	65	85	2-13W	Yes	4	8¼	8	5¼	13¾	6½	—	Oil-Rubbed Bronze	0.8
773BNNT	34	80	2.5	75	75	2-13W	Yes	4	8¼	8	5¼	13¾	5½	—	Brushed Nickel	0.8
778WHNT	26	80	2	75	85	2-13W GU24	Yes	4	8¼	8	5¼	13¾ Dia	—	—	White	0.5
791LEDNT	34	100	1.5	95	125	9W LED	Yes	4	8¾	8¾	5¾	10¾	10¾	—	White	0.5
8663RP	27	100	3.5	95	125	100W/7W	No	4	9	9	5¼	15 Dia	—	—	White Polymeric	1.7
8664RP	27	100	3.5	95	125	100W	No	4	9	9	5¼	15 Dia	—	—	White Polymeric	1.7
HD50LNT	28	50	1.5	45	—	100W	No	4	8	8¼	5	10¾	11¾	2	White Polymeric	1.3
HD80LNT	28	80	2.5	75	—	100W	No	4	8	8¼	5	10¾	11¾	2	White Polymeric	1.7
QTLEDA	33	110	0.7	100	—	2-18W GU24	Yes	6 or 4	11¾	10½	7¾	13¾ SQ	3½	—	White Polymeric	1
QTLEDB	33	110	0.7	100	—	2-18W GU24	Yes	6 or 4	11¾	10½	7¾	13¾ SQ	3½	—	White Polymeric	1
QTREN080FLT	21	80	0.8	75	—	2-18W GU24/4W	Yes	4	11¾	10½	7¾	13	14	—	White Polymeric	1
QTREN110FLT	21	110	1.3	100	—	2-18W GU24/4W	Yes	4	11¾	10½	7¾	13	14	—	White Polymeric	1
QTRN080L	21	80	1	75	—	100W/4W	No	4	11¾	10½	7¾	13	14	—	White Polymeric	1.6
QTRN110L	21	110	1.5	100	—	100W/4W	No	4	11¾	10½	7¾	13	14	—	White Polymeric	1.8
QTXEN080FLT	21	80	0.3	75	—	2-18W GU24/4W	Yes	6	11¾	10½	7¾	13	14	—	White Polymeric	1
QTXEN110FLT	21	110	0.7	100	—	2-18W GU24/4W	Yes	6	11¾	10½	7¾	13	14	—	White Polymeric	1

Ventilation Fans—Product Specifications

Fan/Lights continued

	Page	CFM	Sones HVI certified	Baths up to () Sq Ft	Rooms up to () Sq Ft	Lighting Watts Main/Night Light	ENERGY STAR®	Duct Size"	Housing Dimensions			Grille Dimensions			Grille finish	Amps
QTXEN110SFLT	22	110	0.7	100	—	2-18W flour./4W	Yes	6	11½"	10½"	7"	13"	13¾"	—	White Polymeric	1
QTXEN150FLT	21	150	1.4	140	—	2-18W GU24/4W	Yes	6	11½"	10½"	7"	13"	14"	—	White Polymeric	1.2
QTXN110SL	22	110	0.9	100	—	100W/4W	No	6	11½"	10½"	7"	12¾"	13¾"	—	White Polymeric	1
RN80L	15	80	<0.3	—	Yes	2-18W GU24	Yes	4	11½"	10½"	7"	13"	14"	—	White Polymeric	0.3
RN110L	15	110	0.8	—	Yes	2-18W GU24	Yes	4	11½"	10½"	7"	13"	14"	—	White Polymeric	0.9
XN110HL	17	110	<0.3	100	—	2-18W GU24/4W	Yes	6	10½"	11½"	7"	13½"	14"	—	White Polymeric	1
XN110L	17	110	<0.3	100	—	2-18W GU24/4W	Yes	6	10½"	11½"	7"	13"	13¾"	—	White Polymeric	0.9
XN50L	17	50	<0.3	45	—	2-18W GU24/4W	Yes	6 or 4	10½"	11½"	7"	13"	13¾"	—	White Polymeric	0.7
XN80L	17	80	<0.3	75	—	2-18W GU24/4W	Yes	6 or 4	10½"	11½"	7"	13"	13¾"	—	White Polymeric	0.7
ZN110HL	17	110	<0.3	100	—	2-18W GU24/4W	Yes	6	10½"	11½"	7"	13½"	14"	—	White Polymeric	1
ZN110L	17	110	<0.3	100	—	2-18W GU24/4W	Yes	6	10½"	11½"	7"	13"	13¾"	—	White Polymeric	0.9
ZN110ML	17	110	<0.3	100	—	2-18W GU24/4W	Yes	6	10½"	11½"	7"	13½"	14"	—	White Polymeric	1
ZN80L	17	80	<0.3	75	—	2-18W GU24/4W	Yes	6 or 4	10½"	11½"	7"	13"	13¾"	—	White Polymeric	0.8
ZN80ML	17	80	<0.3	75	—	2-18W GU24/4W	Yes	6 or 4	10½"	11½"	7"	13½"	14"	—	White Polymeric	0.9

Utility Fans

	Page	CFM	Sones	Housing Dimensions			Grille Dimensions		Amps*	Duct"
				L"	W"	H"	L"	W"		
8210	35	210	6.5	9 Dia. x 5¼"			11 Diameter		0.82	7
8310	35	160	5.0	13½"	11½"	3½"	11 Diameter		1.0	¾ x 10
QT200	35	200	2.0	14¾"	10"	9"	16½"	12¾"	1.0	¾ x 10
QT300	35	300	4.5	14¾"	10"	9"	16½"	12¾"	2.5	¾ x 10

In-Line Ventilators

	Page	0.2" Ps CFM	Sones	Housing Dimensions			Duct	Amps
				Height	Duct Collar	Fan Diameter		
ILF120	36	110	—	10"	3½"	10"	4"	0.37
ILF130	36	130	—	7¾"	4½"	10"	5"	0.37
ILF250	36	250	—	9½"	5½"	12"	6"	0.8
ILF360	36	360	—	13½"	7½"	13½"	8"	0.87
ILF530	36	530	—	11¼"	9½"	13½"	10"	2
ILFK120	37	110	—	10"	3½"	10"	4"	0.37
ILFK130	37	130	—	7¾"	4½"	10"	5"	0.37
ILFK250	37	250	—	9½"	5½"	12"	6"	0.8
ILFK2502	37	250	—	9½"	5½"	12"	6"	0.8
ILRF	36	150	—	10"	3½" / 4½"	10"	4 or 5"	0.8

Heater/Fan/Lights

	Page	CFM	Sones HVI certified	Lighting Watts Main/Night Light	Housing Dimensions			Grille Dimensions		Grille finish	Duct Size"	Amps	Total Connected Load In Watts	Element Watts	Exhaust Motor Watts	Heating Motor Watts	BTU
					L"	W"	H"	L"	W"								
605RP	40	70	4.0	—	14 $\frac{3}{8}$	7 $\frac{7}{8}$	5 $\frac{1}{2}$	16 $\frac{3}{4}$	9 $\frac{1}{2}$	White Polymeric	4	13.5	1620	1300	60	60	5118
665RP	40	70	4.0	100W	14 $\frac{3}{8}$	7 $\frac{7}{8}$	5 $\frac{1}{2}$	16 $\frac{3}{4}$	9 $\frac{1}{2}$	White Polymeric	4	14.2	1720	1300	60	60	5118
765HL	39	100	2.0	100W	16	10 $\frac{1}{4}$	5 $\frac{1}{2}$	17 $\frac{1}{2}$	11 $\frac{1}{2}$	White Polymeric	4	14.5	1830	1500	55	55	5120
765HFL	39	100	2.0	27W Fluor. (Incl.)	16	10 $\frac{1}{4}$	5 $\frac{1}{2}$	17 $\frac{1}{2}$	11 $\frac{1}{2}$	White Polymeric	4	14	1760	1500	55	55	5120
9093WH	41	70	3.5	100W/7W	13 $\frac{3}{4}$ Dia x 7 $\frac{1}{2}$			15 $\frac{3}{8}$ Dia		White Enamel	4	14.2	1717	1500	55	55	5118
9417DN	41	70	3.5	250W	8 $\frac{3}{8}$	8 $\frac{3}{8}$	6 $\frac{1}{2}$	10 $\frac{1}{4}$	10 $\frac{1}{4}$	White Polymeric	4	2.6	310	—	60	—	853
9427P	41	70	3.5	2-250W	14 $\frac{3}{4}$	8 $\frac{3}{8}$	6 $\frac{1}{2}$	10 $\frac{1}{4}$	15 $\frac{3}{8}$	White Polymeric	4	5.0	560	—	60	—	1706
9905	40	70	4.0	—	14	9 $\frac{3}{4}$	7 $\frac{3}{4}$	16	10 $\frac{3}{8}$	White Polymeric	4	13.5	1620	1500	60	60	5118
9960	40	—	—	100W/7W	14	9 $\frac{3}{4}$	7 $\frac{3}{4}$	16	10 $\frac{3}{8}$	White Polymeric	—	13.9	1667	1500	—	60	5118
9965	40	70	4.0	100W/7W	14	9 $\frac{3}{4}$	7 $\frac{3}{4}$	16	10 $\frac{3}{8}$	White Polymeric	4	14.2	1727	1500	60	60	5118
QT9093WH	41	110	3.0	100W/7W	18 $\frac{3}{8}$	13 $\frac{3}{4}$	7 $\frac{1}{2}$	15 $\frac{3}{8}$ Dia		White Enamel	4	14.2	1717	1500	55	55	5118
QTXN110HL	39	110	0.9	2-60W/7W	17 $\frac{3}{8}$	11 $\frac{3}{8}$	7 $\frac{1}{2}$	20	15	White Polymeric	6	14.6	1710	1500	55	55	5120
QTXN110HFLT	39	110	0.9	36W Fluor. (GU24 Incl.)/7W	17 $\frac{3}{8}$	11 $\frac{3}{8}$	7 $\frac{1}{2}$	20	15	White Polymeric	6	13.9	1626	1500	55	55	5120

Heater Only

	Page	Watts	Volts	Heating Motor Amps	BTU/hr	Housing Dimensions			Grille Dimensions		Grille finish
						W"	H"	D"	W"	H"	
9412D	41	250	120	2.1	853	8 $\frac{3}{8}$	8 $\frac{3}{8}$	6	10 $\frac{1}{4}$	10 $\frac{1}{4}$	White Polymeric
9422P	41	500	120	4.6	1706	14 $\frac{1}{4}$	8 $\frac{3}{8}$	6	15 $\frac{3}{8}$	10 $\frac{1}{4}$	White Polymeric



Broan® is America's leading brand of residential ventilation products including range hoods, ventilation fans, heater/fan/light combination units, Balanced Ventilation Systems, built-in heaters, whole-house fans, electric and solar-powered attic ventilators and trash compactors.

NuTone® is America's leading brand of residential built-in convenience products including door chimes, central vacuum systems, intercom systems, ceiling fans, home theater speakers, ironing centers and ventilation fans.



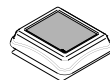
VENTILATION
FANS



CHIMES



TRASH COMPACTORS



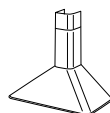
SOLAR-POWERED
ATTIC VENTILATORS



INTERCOMS



BALANCED
VENTILATION SYSTEMS



RANGE HOODS



IRONING CENTERS



HEATERS



CEILING FANS



VENTILATION
FAN/LIGHTS



CENTRAL VACUUMS


Make yours a Broan-NuTone home.

NuTone®

NuTone.com

Broan-NuTone LLC, 926 W. State Street
Hartford, WI 53027 **888-336-3948**
In Canada call **877-896-1119**

America's Choice For Green Builders®. Proud to be ENERGY STAR® partners.



0 26715 20912 5