

BRIZO®

SPECIALTY FAUCETS

- Traditional
- Roman Tub Hand-Held Shower

STANDARD SPECIFICATIONS:

- Max flow rate 1.75 gpm @ 80 psi, 6.6 L/min @ 550 kPa
- Two hole ledge mount
- Ceramic disc cartridge
- Certified dual check valves
- 60" - 82" (1524 mm - 2083 mm) stretchable finished metal hose

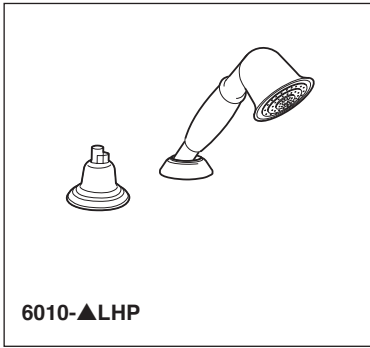
WARRANTY

- Parts and Finish - Lifetime limited warranty; or for commercial purchasers, 10 years for multi-family residential (apartments and condominiums) and 5 years for all other commercial uses, in each case from the date of purchase.
- Electronic Parts and Batteries (if applicable) - 5 years from the date of purchase; or for commercial purchasers, 1 year from the date of purchase. No warranty is provided on batteries.



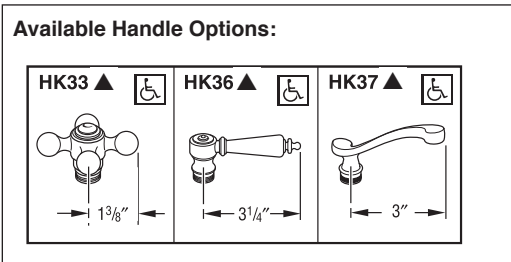
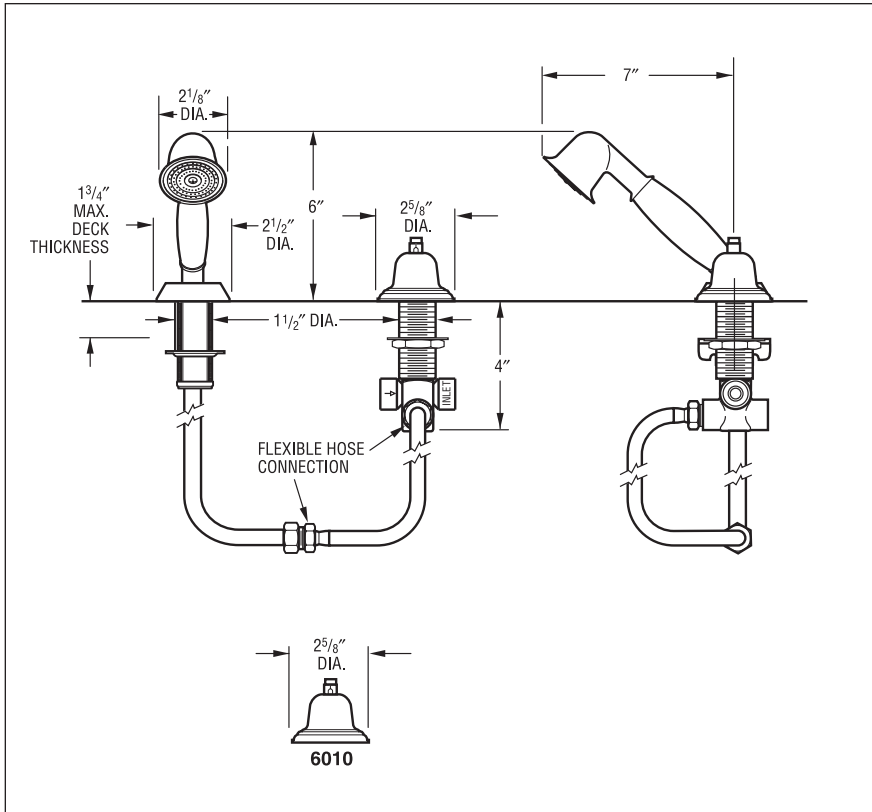
COMPLIES WITH:

- ASME A112.18.1 / CSA B125.1
- ♿ Indicates compliance to ICC/ANSI A117.1 (Lever & cross handles only)
- EPA WaterSense®



Submitted Model No.: _____

Specific Features: _____



▲ Designate proper finish suffix

Brizo Kitchen & Bath Company reserves the right (1) to make changes in specifications and materials, and (2) to change or discontinue models, both without notice or obligation. Dimensions are for reference only. See current full-line price book or www.brizo.com for finish options and product availability.