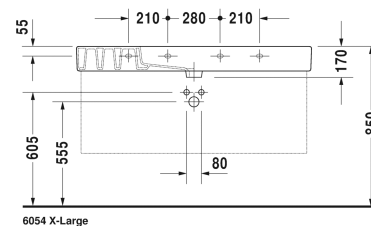
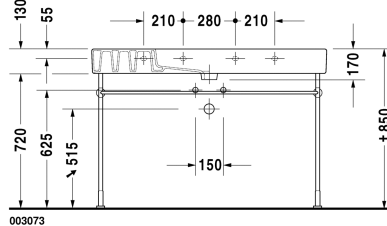
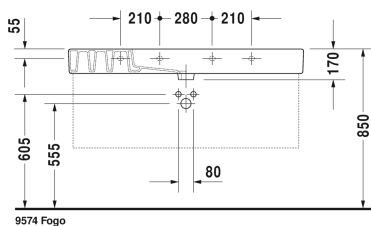
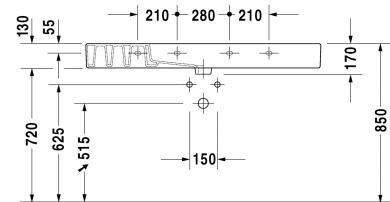
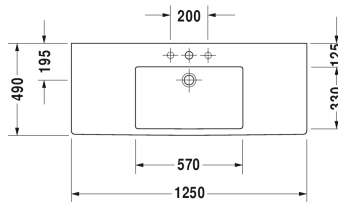


Vero Washbasin, furniture washbasin # 0329120000 / 0329120030 / 0329120041 / 0329120044 / 0329120060 / 0329120070

| < 1250 mm > |



Washbasin, furniture washbasin	Dimension	Weight	Order number
with tap platform, underneath glazed, 1250 mm			
Colors			
00 White Alpin			
Variant			
● with overflow	1250 x 490 mm	36.300 kilogram	0329120000
●●● with overflow	1250 x 490 mm	36.300 kilogram	0329120030
● without overflow	1250 x 490 mm	36.300 kilogram	0329120041
●●● without overflow	1250 x 490 mm	36.300 kilogram	0329120044
☒ with overflow	1250 x 490 mm	36.300 kilogram	0329120060
☒ without overflow	1250 x 490 mm	36.300 kilogram	0329120070
Infobox			
There are two fixings sets of #6951000000 required for mounting washbasins from size 1000mm on			
Sanitary ceramics with the special WonderGliss surface finish will remain clean and attractive-looking for a long time to come. When ordering WonderGliss please add a "1" as eleventh digit to the model number.			
Accessory for ceramics			
Slotted waste for washbasins without overflow	75 mm	0.400 kilogram	005038
Accessory			
Towel rail square tube 14 mm, chrome, for washbasin # 032912 1205 mm		0.700 kilogram	003034
Space saving siphon	1 1/4" mm	0.400 kilogram	005076

Vero Washbasin, furniture washbasin # 0329120000 / 0329120030 / 0329120041 / 0329120044 / 0329120060 / 0329120070

|< 1250 mm >|

Design Siphon	1.500 kilogram	005036
Suitable products		
Metal console height adjustable +50 mm, for washbasin # 032912,		003073
Vanity unit wall-mounted 1 pull-out compartment, 3 glass divider-box drawers, 2 box drawers large, 2 box drawers small, (not ground), for Vero # 032912, 1200 x 462/380 mm	1200 x 462/380 mm	F09574
Vanity unit wall-mounted 1 pull-out compartment, for Vero # 032912 (not ground), 1200 x 455 mm	1200 x 455 mm	KT6692
Vanity unit wall-mounted 2 drawers, upper drawer including cut-out for siphon and siphon cover, for Vero # 032912 (not ground), 1200 x 455 mm	1200 x 455 mm	KT6642
Vanity unit wall-mounted 1 pull-out compartment, for Vero # 032912 (not ground), 1200 x 470 mm	1200 x 470 mm	DL6222
Vanity unit wall-mounted 2 drawers, upper drawer including cut-out for siphon and siphon cover, for Vero # 032912 (not ground), 1200 x 470 mm	1200 x 470 mm	DL6322
Vanity unit wall-mounted 1 pull-out compartment, compartment consists of glass dividers and 2 boxes (small/large), for Vero # 032912 (not ground), 1200 x 468 mm	1200 x 468 mm	XL6054
Vanity unit wall-mounted 2 drawers, upper drawer including cut-out for siphon and siphon cover, for Vero # 032912 (not ground), 1200 x 468 mm	1200 x 468 mm	XL6354
Vanity unit wall-mounted 1 opened compartment including towel rail, for Vero # 032912 (not ground), 1200 x 446 mm	1200 x 446 mm	VE6015
Vanity unit wall-mounted 1 pull-out compartment, pull-out compartment including cut-out for siphon and siphon cover, for Vero # 032912 (not ground), 1200 x 446 mm	1200 x 446 mm	VE6115
Vanity unit wall-mounted 2 drawers, upper drawer including cut-out for siphon and siphon cover, for Vero # 032912 (not ground), 1200 x 446 mm	1200 x 446 mm	VE6215
Vanity unit floor-standing 1 pull-out compartment, 2 drawers, upper drawer including cut-out for siphon and siphon cover, for Vero # 032912 (not ground), 1200 x 446 mm	1200 x 446 mm	VE6415
Vanity unit floor-standing 2 pull-out compartments, for Vero # 032912 (not ground), 1200 x 470 mm	1200 x 470 mm	XL6545
Vanity unit floor-standing 3 drawers, upper drawer including cut-out for siphon and siphon cover, for Vero # 032912 (not ground), 1200 x 470 mm	1200 x 470 mm	XL6555

All drawings contain the necessary measurements which are subject to standard tolerances. They are stated in mm and are non-binding. Exact measurements, in particular for customised installation scenarios, can only be taken from the finished ceramic piece.