

Wynford™ Technical Specification

24" Double Towel Bar

YB5222

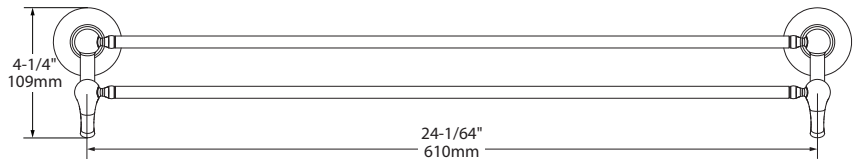

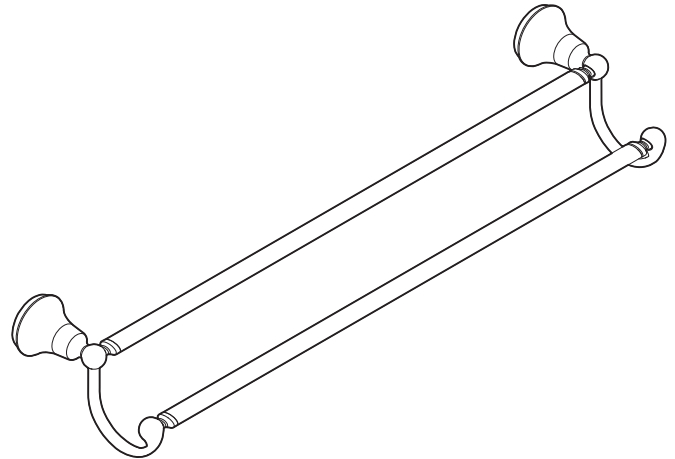
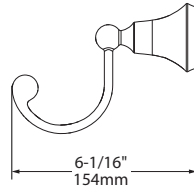
Stock Numbers:

- YB5222CH – Double Towel Bar
Chrome Finish
- YB5222BN – Double Towel Bar
Brushed Nickel Finish
- YB5222NL – Double Towel Bar
Polished Nickel Finish
- YB5222ORB – Double Towel Bar
Oil Rubbed Bronze Finish

Materials:

24" Double Towel Bar posts are constructed of zinc. Bar is stainless steel.

Dimensions:



Installation Instructions:

1. Remove the mounting post from the body by loosening the setscrew.
2. Position the mounting template on the wall in the desired location. Using a level, align the template and tape it to the wall.
3. Drill pilot holes in marked location, remove template from wall
4. Attach mounting post to wall using anchors in predrilled pilot holes
5. Tighten all screws.
6. Place each post over the mounting plate with setscrew down. Tighten both setscrews.

Installation Instructions:

To preserve the fine finish of this product, clean only with a soft damp cloth. Dry well. Do not use commercial or abrasive cleaners.

Stock Number: _____ Double Towel Bar
By MOEN



Buy it for looks. Buy it for life.®

25300 AL MOEN DRIVE • NORTH OLMSTED, OH 44070
CORPORATE HEADQUARTERS: (800) 321-8809 • FAX: (800) 848-6636
INTERNATIONAL: (440) 962-2000 • FAX: (440) 962-2726
CUSTOMER SERVICE (USA): (800) 882-0116 • FAX: (888) 379-2720
WWW.MOEN.COM ©Copyright Moen, Inc.