

# MOEN®

*There is more than one version of this model.  
Page down to identify the version you have.*

## DESCRIPTION

- Metal construction with various finishes identified by suffix
- Flexible supply lines with 3/8" compression fittings
- Includes metal pop-up waste assembly
- Includes Red/Blue indicators
- Optional 3 hole deck plate (escutcheon) available

## OPERATION

- Lever style handle
- Temperature controlled by 100° arc of handle travel


## FLOW

- Water usage is limited to these maximum flow rates as indicated by the corresponding product markings
  - ° 1.2 gpm max (4.5L/min) at 60 psi
  - ° 1.5 gpm max (5.7L/min) at 60 psi

## CARTRIDGE

- 1255™ Duralast™ cartridge for Single-Handle Faucets

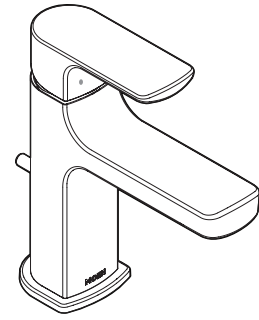
## STANDARDS

- Third party certified to WaterSense®, ASME A112.18.1/CSA B125.1, and all applicable requirements referenced therein
- Certified to NSF 61/9 & 372
- Products marked with 1.2 gpm are compliant with California water efficiency regulations
- Complies with California Proposition 65 and with the Federal Safe Drinking Water Act
- ADA  for lever handle

## WARRANTY

- Lifetime limited warranty against leaks, drips and finish defects to the original homeowner
  - 10 year limited warranty when used in a multifamily installation
  - 5 year limited warranty when used in a commercial installation
- Visit [www.moen.com/support](http://www.moen.com/support) for complete details and limitations

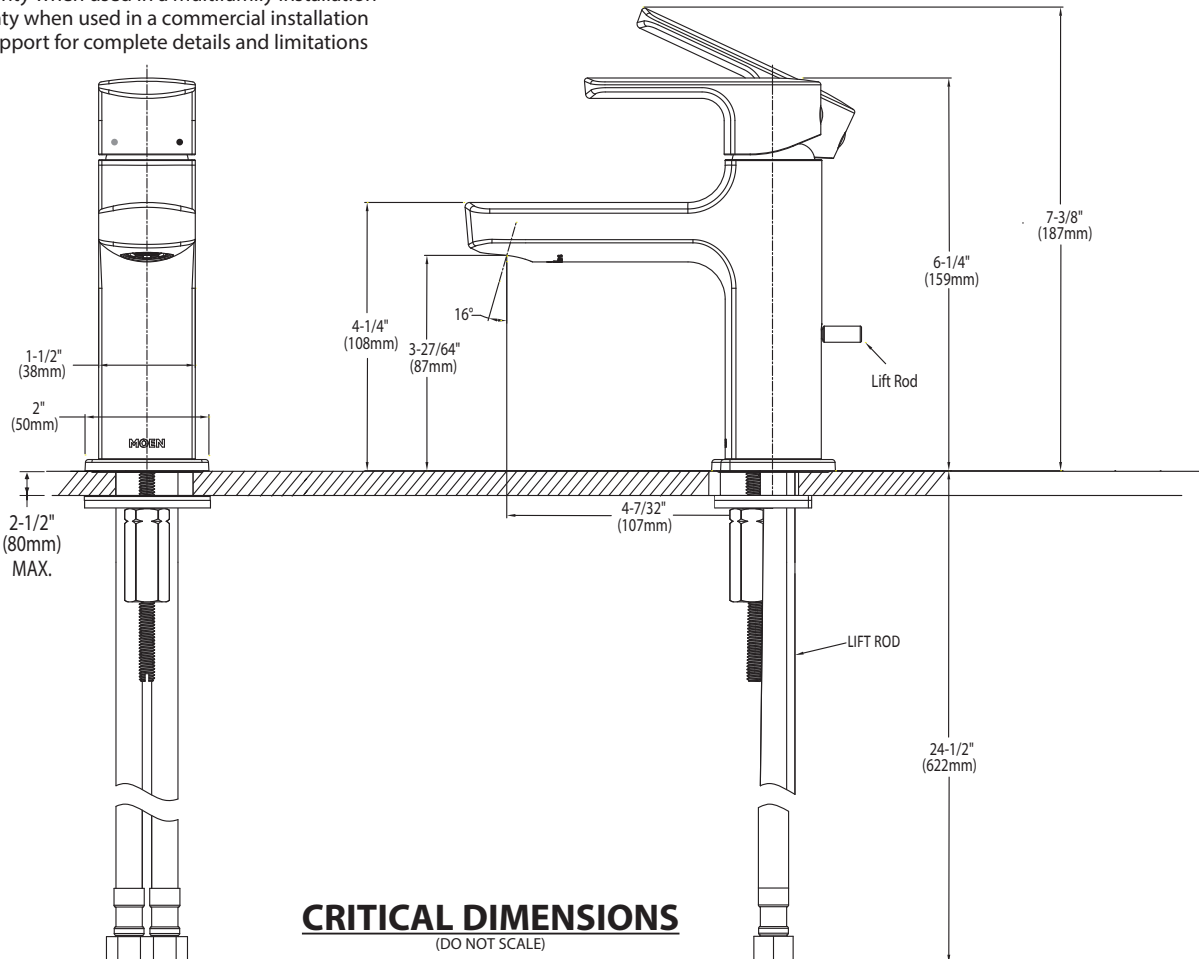
# Specifications



**RIZON™**  
**Single-Handle Lavatory Faucet**

**Model: 6900**

**NOTE: THIS FAUCET IS DESIGNED TO BE  
INSTALLED THROUGH 1 HOLE, 1-1/8" MIN. DIA.**



# MOEN®

# Specifications

## DESCRIPTION

- Metal construction with various finishes identified by suffix
- Flexible supply lines with 3/8" compression fittings
- Includes metal pop-up waste assembly
- Includes Red/Blue indicators
- Optional 3 hole deck plate (escutcheon) available

## OPERATION

- Lever style handle
- Temperature controlled by 100° arc of handle travel


## FLOW

- Water usage is limited to these maximum flow rates as indicated by the corresponding product markings
  - ° 1.2 gpm max (4.5L/min) at 60 psi
  - ° 1.5 gpm max (5.7L/min) at 60 psi

## CARTRIDGE

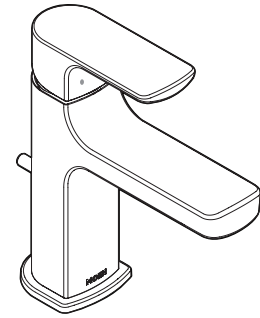
- 1255™ Duralast™ cartridge for Single-Handle Faucets

## STANDARDS

- Third party certified to WaterSense®, ASME A112.18.1/CSA B125.1, and all applicable requirements referenced therein
- Certified to NSF 61/9 & 372
- Products marked with 1.2 gpm are compliant with California water efficiency regulations
- Complies with California Proposition 65 and with the Federal Safe Drinking Water Act
- ADA  for lever handle

## WARRANTY

- Lifetime limited warranty against leaks, drips and finish defects to the original homeowner
  - 10 year limited warranty when used in a multifamily installation
  - 5 year limited warranty when used in a commercial installation
- Visit [www.moen.com/support](http://www.moen.com/support) for complete details and limitations



**RIZON™**  
**Single-Handle Lavatory Faucet**

**Model: 6900**

**NOTE: THIS FAUCET IS DESIGNED TO BE  
INSTALLED THROUGH 1 HOLE, 1-1/8" MIN. DIA.**

