

De-Ionized

Stainless Steel, Nichrome and Engineered Plastics for All Wetted Components

Specifications

Electric Tankless Water Heater

Applications

- Microchip manufacturing
- Pharmaceutical production
- High tolerance component cleaning
- Ultrasonic cleaning
- Spray rinse tank
- Batch chemical mixing

Performance Features

- Hot or cold water feed
- Capable of heating high purity water with state of the art materials used in construction, rated for purity levels up to 18 MEG OHM
- Proven by independent analytical laboratory to maintain water purity. Test results available upon request
- Compact size allows for easy installation close to the point-of-use
- Thermostatic temperature control available with highly accurate microprocessor to deliver +/-1°F outlet accuracy at steady state
- Single module units mount in any orientation

Product Specifications

Single Module:	9.75" x 5.25" x 3"	4 lb
Dual Module:	10.25" x 10.75" x 4.5"	10 lb
Triple Module:	12.25" x 18.25" x 4.5"	15 lb
Single Module Fittings:	3/8" compression fittings	
Dual/Triple Module Fittings:	1/2" compression fittings at bottom of unit	
Temp Accuracy:	+/-1° outlet accuracy at steady state	

Special Design Service

Inquiries for units for unique applications are welcome. Call our Technical Service department at **1-800-543-6163**.

Suggested Specification

Tankless water heater shall be an Eemax De-Ionized model number _____ DI.

Heating element shall be replaceable element cartridge. Unit shall be capable of heating water up to 18 MEG OHM quality or approved equal.

Enclosure to be fitted with the following features:

Single Module:

- _____ **N4** NEMA 4 steel cabinet with powder coat finish
- _____ **N4X** NEMA 4 stainless steel, corrosion-resistant cabinet

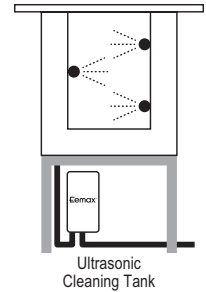
Double Module:

- _____ **N4** NEMA 4 steel cabinet with powder coat finish
- _____ **N4X** NEMA 4 stainless steel, corrosion-resistant cabinet

Triple Module:

- _____ **N4** NEMA 4 steel cabinet with powder coat finish
- _____ **N4X** NEMA 4 stainless steel, corrosion-resistant cabinet

Single Module



Dual Module



Triple Module



NO LEAD*
*The wetted surface of this product contacted by water contains less than 0.25% lead and meets NSF/ANSI 372

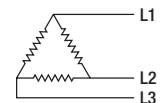


Electrical configuration and requirements

All Eemax three phase units are custom made to order and as such, are non-returnable and non-refundable. Check your electrical supply, making sure all criteria for operating your Eemax water heater are met.

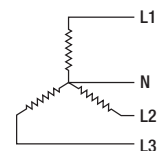
Eemax 208V Three Phase Units Delta Configuration

Requires: 3 Lives and 1 Ground (earth)



Eemax 480Y/277 Three Phase Units Star Configuration

Requires: 3 Lives, 1 Neutral and 1 Ground (earth)



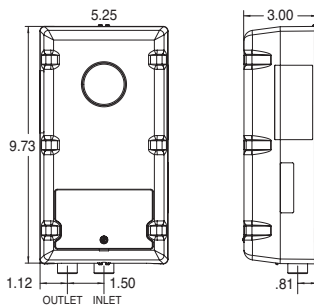
De-Ionized

Stainless Steel, Nichrome and Engineered Plastics for All Wetted Components

Specifications

Electric Tankless Water Heater

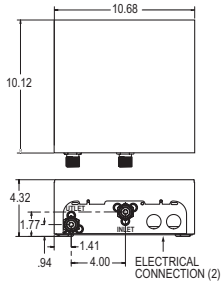
Single Module



MODEL NUMBER	KW	AMPS	RECOMMENDED WIRE SIZE (CU)	TEMPERATURE RISE °F				
				0.5 GPM	0.75 GPM	1.0 GPM	1.5 GPM	2.0 GPM
VOLTS 120								
C SPEX1812T DI	1.8	15	14 AWG	25°	16°	12°	8°	6°
C SPEX2412T DI	2.4	20	14 AWG	33°	22°	16°	11°	8°
C SPEX3012T DI	3.0	25	12 AWG	41°	27°	20°	14°	10°
C SPEX3512T DI	3.5	29	10 AWG	48°	32°	24°	16°	12°
VOLTS 240*								
C SPEX35T DI	3.5	15	14 AWG	48°	32°	24°	16°	12°
C SPEX48T DI	4.8	20	14 AWG	66°	44°	33°	22°	16°
C SPEX55T DI	5.5	23	12 AWG	75°	50°	38°	25°	19°
C SPEX65T DI	6.5	27	12 AWG	89°	59°	44°	30°	22°
C SPEX75T DI	7.5	32	10 AWG	102°	68°	51°	34°	26°
C SPEX95T DI	9.5	40	8 AWG	†	87°	65°	43°	32°
VOLTS 208 Single Phase								
C SPEX8208T DI	8.3	40	8 AWG	†	76°	57°	38°	28°
VOLTS 277								
SPEX3277T DI	3.0	11	14 AWG	41°	27°	20°	14°	10°
SPEX4277T DI	4.1	15	14 AWG	56°	37°	28°	19°	14°
SPEX60T DI	6.0	22	12 AWG	82°	55°	41°	27°	20°
SPEX80T DI	8.0	29	10 AWG	109°	73°	55°	36°	27°
SPEX90T DI	9.0	33	10 AWG	†	82°	61°	41°	31°
SPEX100T DI	10.0	36	8 AWG	†	91°	68°	46°	34°

Dual Module Suffix Definitions

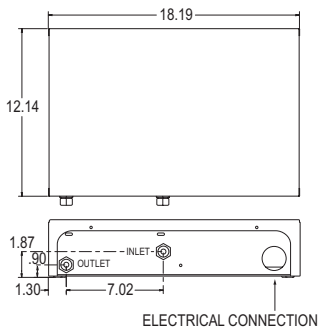
TC Staged heating elements
T2 Parallel heating elements



MODEL NUMBER	KW	AMPS	RECOMMENDED WIRE SIZE (CU)	TEMPERATURE RISE °F				
				1.0 GPM	1.5 GPM	2.0 GPM	3.0 GPM	4.0 GPM T2 ONLY
VOLTS 240*								
C EX144T2 DI	15.0	64(2x32)	8 AWG	–	65°	51°	34°	26°
C EX144TC DI	15.0	64(2x32)	8 AWG	†	65°	51°	34°	–
C EX190T2 DI	19.0	80(2x40)	8 AWG	–	87°	65°	43°	32°
C EX190TC DI	19.0	80(2x40)	8 AWG	†	87°	65°	43°	–
VOLTS 208 Single Phase								
C EX1608T2 DI	16.6	80(2x40)	8 AWG	–	75°	57°	38°	28°
C EX1608TC DI	16.6	80(2x40)	8 AWG	†	75°	57°	38°	–
VOLTS 277								
EX160T2 DI	16.0	58(2x29)	10 AWG	–	73°	55°	36°	27°
EX160TC DI	16.0	58(2x29)	10 AWG	†	73°	55°	36°	–
EX200TC DI	20.0	72(2x36)	8 AWG	†	91°	68°	46°	–

Triple Module Suffix Definitions

T2T Staged heating elements
T3 Parallel heating elements



MODEL NUMBER	KW	AMPS PER PHASE	RECOMMENDED WIRE SIZE (CU)	TEMPERATURE RISE °F			
				2.0 GPM	3.0 GPM	4.0 GPM	5.0 GPM T3 ONLY
VOLTS 208 Three Phase Delta							
EX180T2 DI	18.0	50/phase	6 AWG	61°	41°	31°	–
EX180T3 DI	18.0	50/phase	6 AWG	61°	41°	31°	25°
EX240T2 DI	24.0	67/phase	6 AWG	82°	55°	41°	–
EX240T3 DI	24.0	67/phase	6 AWG	82°	55°	41°	33°
VOLTS 240*							
EX280T2 DI	28.5	119(3x40)	8 AWG	†	64°	48°	–
VOLTS 480V/277 Three Phase Wye - neutral leg required							
EX180T2T-277 DI	18.0	22/phase	10 AWG	61°	41°	31°	–
EX240T2T-277 DI	24.0	29/phase	10 AWG	82°	55°	41°	–
EX240T3T-277 DI	24.0	29/phase	10 AWG	82°	55°	41°	33°
EX320T2T-277 DI	32.0	39/phase	8 AWG	†	73°	55°	–
EX320T3T-277 DI	32.0	39/phase	8 AWG	†	73°	55°	44°
VOLTS 480 Three Phase Delta							
ED020480T2T DI	20.0	24/phase	10 AWG	68°	46°	34°	–
ED024480T2T DI	24.0	29/phase	10 AWG	82°	55°	41°	–
ED032480T2T DI	32.0	38/phase	6 AWG	109°	73°	55°	–

* 240V units can be used on 208V single phase with 25% reduced temperature output. Please note per UL standards the rating plate and installation instructions will all be according to a 240V applied voltage. Check with local officials prior to derating the electrical infrastructure.

† Temperature electrically limited to factory preset not-to-exceed temperature.

"C" indicates evaluation and compliance to Underwriters Laboratories (UL) under CAN/CSA-C22.2 No. 64/No. 88.