



Buy it for looks. Buy it for life.®

There is more than 1 version of this model.
Page down to identify the version you have.

Specifications

DESCRIPTION

- Metal construction with various finishes identified by suffix
- 1/2" IPS connections will accept standard ball nose connection for 3/8" tubing
- Includes optional hot and cold temperature indicators
- Duralock™ quick connect installation
- Includes metal pop-up waste assembly
- For use with 9000 valve
- Designed to be installed through 3, 1-1/8" dia. holes

OPERATION

- Lever style handles
- Features a pivoting spout with self-centering feature - total rotation of 94°
- Maximum handle rotation angle is 90° to full on for either handle
- Rotate hot side handle counterclockwise to open and clockwise to close
- Rotate cold side handle clockwise to open and counterclockwise to close

FLOW

- Water usage is limited to these maximum flow rates as indicated by the corresponding product markings
 - ° 1.2 gpm max (4.5L/min) at 60 psi
 - ° 1.5 gpm max (5.7L/min) at 60 psi

CARTRIDGE

- 1234™ Duralast™ cartridge
- Nonmetallic, nonferrous and stainless steel material


STANDARDS

- Third party certified to WaterSense,® ASME A112.18.1/CSA B125.1, and all applicable requirements referenced therein
- Certified to NSF 61/9 & 372
- Products marked with 1.2 gpm are compliant with California water efficiency regulations
- Complies with California Proposition 65 and with the Federal Safe Drinking Water Act

- ADA  for lever handle

WARRANTY

- Lifetime limited warranty against leaks, drips and finish defects to the original consumer purchaser
- 5 year warranty if used in commercial installations



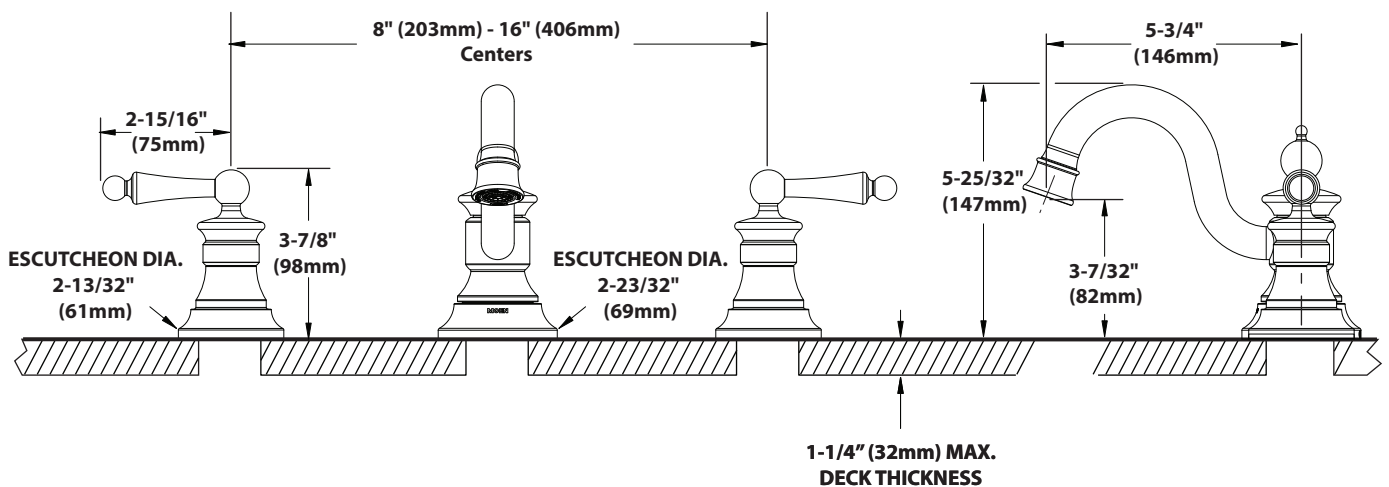
WATERHILL™ Two-Handle Widespread Lavatory Faucet Trim

Models: TS418 series

Valve: 9000

NOTE: FOR DECK THICKNESS 1-1/2" to 3", USE SERVICE KIT #175709. VALVES INSTALL THROUGH 1-1/4" DIA. HOLE.

NOTE: SPOUT INSTALLS THROUGH 1-1/8" MIN. DIA. HOLE. VALVES INSTALL THROUGH 1-1/8" MIN. DIA. HOLE.



NOTE: FOR DECK THICKNESS 1-3/8" - 3", USE SERVICE KIT #115001. VALVES INSTALL THROUGH 1-1/4" DIA. HOLE

CRITICAL DIMENSIONS

(DO NOT SCALE)

FOR MORE INFORMATION CALL: 1-800-BUY-MOEN

www.moen.com



Buy it for looks. Buy it for life.®

Specifications

DESCRIPTION

- Metal construction with various finishes identified by suffix
- 1/2" IPS connections will accept standard ball nose connection for 3/8" tubing
- Includes optional hot and cold temperature indicators
- Quick connect installation
- Includes metal pop-up waste assembly
- For use with 9000 valve
- Designed to be installed through 3, 1-1/8" dia. holes

OPERATION

- Lever style handles
- Features a pivoting spout with self-centering feature - total rotation of 94°
- Maximum handle rotation angle is 90° to full on for either handle
- Rotate hot side handle counterclockwise to open and clockwise to close
- Rotate cold side handle clockwise to open and counterclockwise to close

FLOW

- Flow is limited to 1.5 gpm max (5.7 L/min) at 60 psi, for products made before October 2008 flow is limited to 2.2 gpm max. (8.3 L/min)

CARTRIDGE

- 1224 cartridge design with nonmetallic/nonferrous and stainless steel materials


STANDARDS

- Third party certified to WaterSense,® ASME A112.18.1/CSA B125.1 and all applicable requirements referenced therein
- Certified to NSF 61/9 & 372
- Complies with California Proposition 65 and with the Federal Safe Drinking Water Act

- ADA  for lever handle

WARRANTY

- Lifetime limited warranty against leaks, drips and finish defects to the original consumer purchaser
- 5 year warranty if used in commercial installations



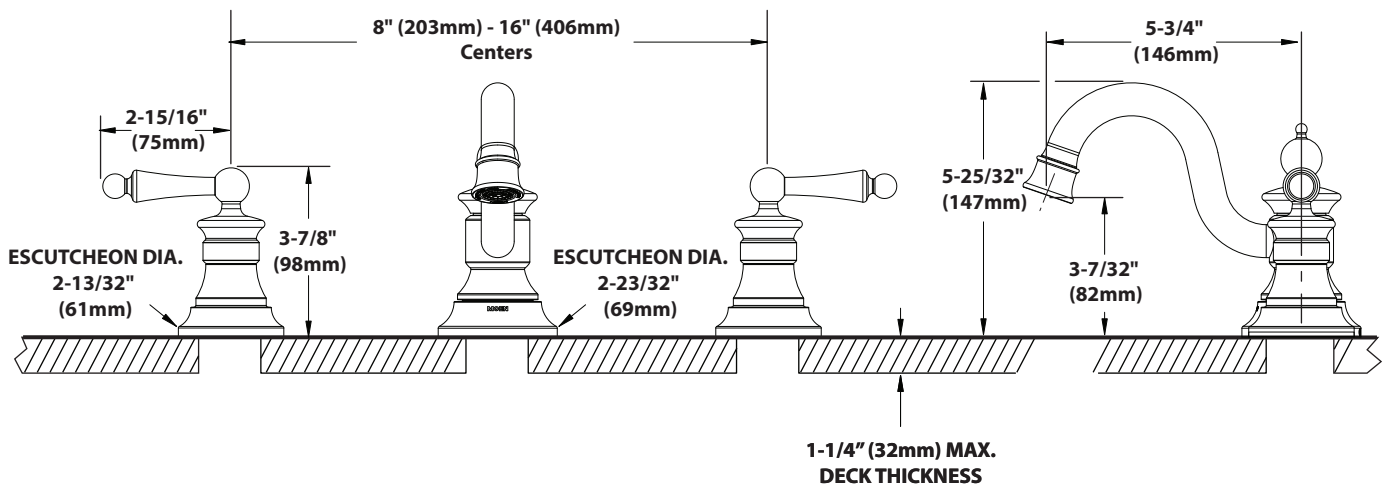
WATERHILL™ Two-Handle Widespread Lavatory Faucet Trim

Models: TS418 series

Valve: 9000

NOTE: FOR DECK THICKNESS 1-1/2" to 3", USE SERVICE KIT #115001. VALVES INSTALL THROUGH 1-1/4" DIA. HOLE.

NOTE: SPOUT INSTALLS THROUGH 1-1/8" MIN. DIA. HOLE. VALVES INSTALL THROUGH 1-1/8" MIN. DIA. HOLE.



NOTE: FOR DECK THICKNESS 1-3/8" - 3", USE SERVICE KIT #115001. VALVES INSTALL THROUGH 1-1/4" DIA. HOLE

CRITICAL DIMENSIONS

(DO NOT SCALE)

FOR MORE INFORMATION CALL: 1-800-BUY-MOEN

www.moen.com