

Note: Twist Lock Pipe (6"-12") overlaps 1½" when joined together. Quick Connect Lock (14"-18") overlaps 1½" when joined together with sheet metal screws. Therefore, assembled length on all sizes is 1½" less than listed length.

Temp/Guard® All-Fuel Chimneys

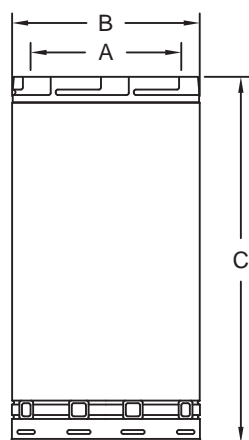
Double-wall, factory-built type for use with listed wood, coal, oil or gas-fired appliances.

- Temp/Guard Max is the only all-fuel chimney that is UL Listed for 1½" clearance to combustibles on 6", 7", and 8" diameters.
- Temp/Guard (10"-18") is tested and listed for a minimum clearance to combustibles of 2".
- Sizes 6", 7", 8", 10" and 12" are listed by Underwriters Laboratories Inc. to UL Standard 103HT (2100° intermittent; 1000° continuous).
- Sizes 14", 16" and 18" are listed by Underwriters Laboratories Inc. to UL Standard 103 (1700°F intermittent; 1000°F continuous).
- Sizes 6", 7" and 8" are listed by Underwriters Laboratories Inc. to ULC-S629 for use in Canada (see separate installation instructions; literature number L2686).
- The S.S. flue conduit is wrapped with ceramic insulating material.
- Limited Lifetime Warranty



- **Application Reminder:** For oil or coal burning appliances, use only pipe with S.S. casing and S.S. or Aluminum accessory components outside the envelope of the building.
- **Appliance Caution:** Temp/Guard is intended for use in residential and building heating appliances that operate at continuous temperatures below 1000° F.

CHIMNEY PIPE – 6" - 12" TGS (Stainless Casing) and TGG (Galvanized Casing)

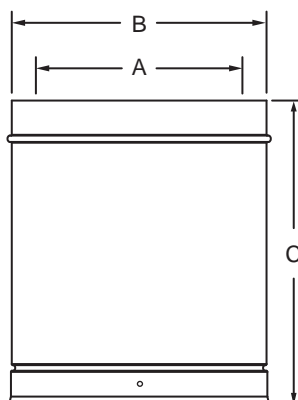


SIZE	6"	7"	8"	10"	12"
A	6.00"	7.00"	8.00"	10.00"	12.00"
B	9.00"	10.00"	11.00"	13.00"	15.00"
C	6, 12, 18, 24, 36, and 48* inch lengths				

*48" lengths of 10" and 12" not available

The outer casing of stainless or galvanized provides strength, durability, and corrosion resistance. Twist lock enables fast, easy installation, without tools. **Always use TGS for exterior pipe in oil applications.**

CHIMNEY PIPE – 14" - 18" TG (Aluminized Outer Casing)



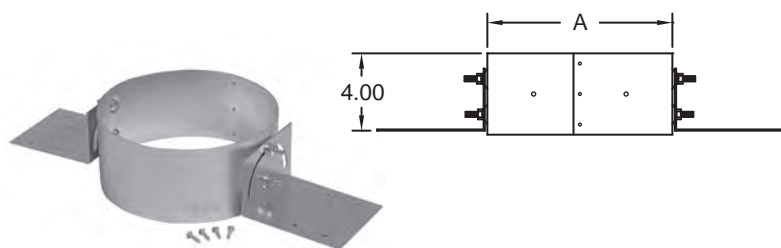
Notes:

(1) 14", 16", 18" listed to 1700°F intermittent; 1000°F continuous.

(2) Quick Connect Lock using sheet metal screws.

SIZE	14"	16"	18"
A	14.00"	16.00"	18.00"
B	17.00"	19.00"	21.00"
C	12, 18, 36, & 48 inch lengths		


ADJUSTABLE SUPPORT – 6" - 12" TGAS



SIZE	6"	7"	8"	10"	12"
A	9.10"	10.10"	11.10"	13.10"	15.10"

Adjustable support fits all roof pitches and requires only simple framing. Can support 30 ft. of pipe. Trim with pitched ceiling plate of correct pitch.

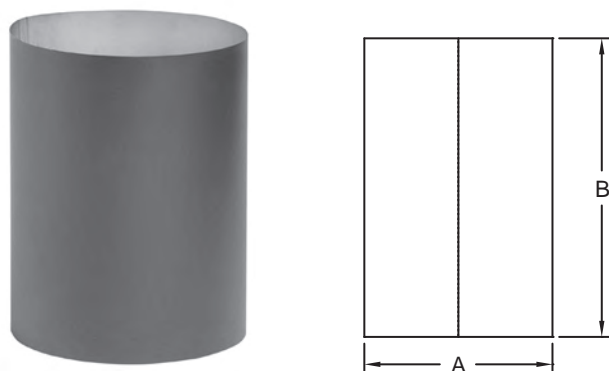
PITCHED CEILING PLATE – 6" - 8" TGPCP



Used when pipe is supported by the TGAS. The oval I.D. of this plate covers any gap left between the chimney pipe and the ceiling. Select the plate which corresponds with the ceiling pitch. I.D. sized to fit over trim sleeve (TGTS).

Available pitches:
2/12; 4/12; 6/12; 8/12; & 10/12

PAINTED TRIM SLEEVE – 6" - 8" TGTS




SIZE	6"	7"	8"
A	9.06"	10.06"	11.06"
B	12.00"	12.00"	12.00"

This cylinder slides over O.D. of TG pipe that protrudes through the wall or ceiling. It provides a uniform, finished appearance.

SINGLE WALL ADAPTER – 6" - 8" TGPSWA (Painted) & 10" - 12" TGSWA (Unpainted)

Also used as double wall black adapter.



SIZE	6"	7"	8"	10"	12"
A	6.00"	7.00"	8.00"	10.00"	12.00"
B	9.00"	10.00"	11.00"	13.00"	15.00"

The single wall adapter is used to provide transition from single wall pipe to Temp/Guard chimney pipe.

*10" & 12" are unpainted.