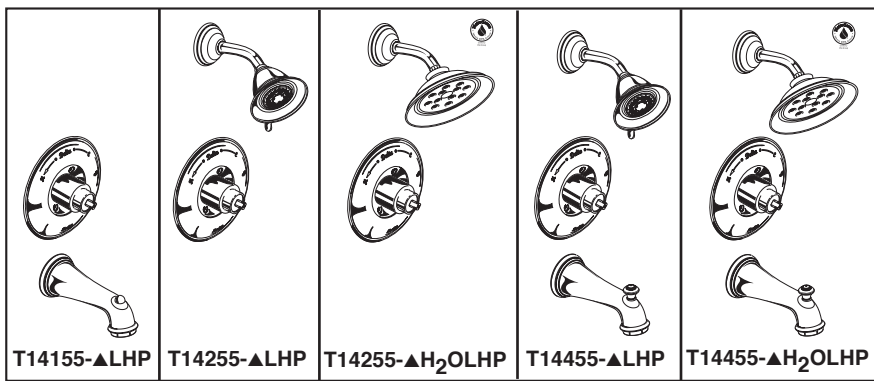




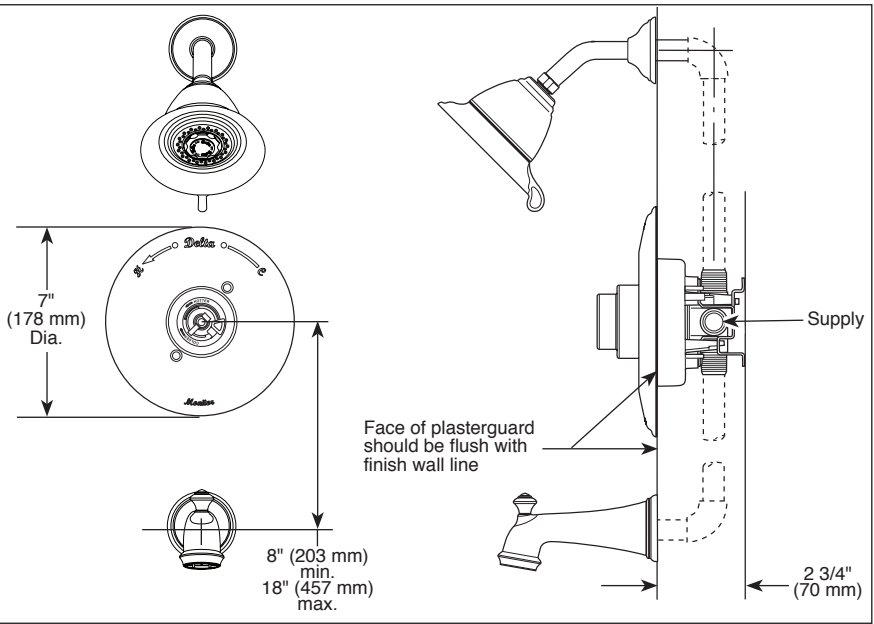
TUB AND SHOWER FAUCET TRIM



- Victorian® Collection
- Tub Only (T14155 Series)
- Shower Only (T14255 Series)
- Tub/Shower (T14455 Series)

Submitted Model No.: _____

Specific Features:



FEATURES:

- Monitor® 14 Series pressure balanced bath mixing valve trim
- "H2O" models include H2O Kinetic® Technology showerhead

STANDARD SPECIFICATIONS:

- Maintains a balanced pressure of hot and cold water even when a valve is turned on or off elsewhere in the system.
- For use with MultiChoice® Universal rough valve body. (R10000 Series)
- Back-to-back installation capability.
- Solid brass forged body.
- Temperature only controlled with handle.
- Field adjustable to limit handle rotation into hot water zone.
- 120° maximum handle rotation.
- All parts replaceable from the front of the valve.
- Decorative trim ring available as RP34359.
- LHP - less handle program - see recommended handles below.
- Stem extension kit RP77991 can be ordered to allow for an additional 1 3/4" wall thickness. RP77991 ships with chrome escutcheon screws. For special finishes also order RP12630 escutcheon screws in desired finish.

WARRANTY

- Lifetime limited warranty on parts (other than electronic parts and batteries) and finishes: or, for commercial users, for 5 years from date of purchase.
- 5 year limited warranty on electronic parts (other than batteries); or, for commercial users, for 1 year from the date of purchase. No warranty is provided on batteries.

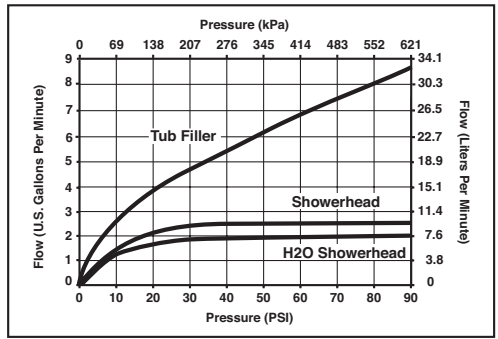
▲ Designate Proper Finish Suffix

<p>RP34357▲ (Pull-Up Diverter)</p> <p>6 1/2" (165 mm)</p> <p>3 1/8" (79 mm)</p>	<p>H716▲</p> <p>3" (76 mm)</p>	<p>RP34355▲ Dual Spray Touch-Clean® Showerhead</p> <p>4 1/4" (108 mm)</p> <p>5 1/2" (140 mm)</p> <p>Full Spray</p> <p>Massage Spray</p>
<p>RP43028▲ (Non-Diverter)</p> <p>6 1/2" (165 mm)</p> <p>3 1/8" (79 mm)</p>	<p>H712▲</p> <p>2 3/8" (60 mm)</p>	<p>RP70172▲ 2.0 GPM H2O Showerhead</p> <p>3 13/32" (86 mm)</p> <p>7 29/32" (201 mm)</p> <p>Full Spray</p>
<p>RP34359▲</p> <p>8 5/8" (218.4 mm)</p> <p>7 3/4" (197 mm)</p>		<p>RP77991 Available Extension Kit</p>



COMPLIES WITH:

- ASME A112.18.1 / CSA B125.1
- ASSE 1016
- EPA WaterSense®



Delta reserves the right (1) to make changes in specifications and materials, and (2) to change or discontinue models, both without notice or obligation. Dimensions are for reference only. See current full-line price book or www.deltafaucet.com for finish options and product availability.

55 E 111th Street, Indianapolis, Indiana 46280
 350 South Edgeware Road, St. Thomas, ON N5P 4L1
 © 2015 Masco Corporation of Indiana