




# Commercial Submittal Sheet

931 Series

Single Deflection Adjustable Steel Blade Grille



**Model:** 931  
**Description:** Single Deflection Adjustable Steel Blade Grille (blades parallel to longest dimension)

**Standard Features:**

- Single deflection surface mount grille with adjustable steel blades
- Blades are parallel to longest dimension
- Provides 2-way airflow on one plane
- Nylon bushings on adjustable blades prevent metal on metal rattle
- Countersunk mounting holes for flush appearance with color matching Phillips posi-drive screws
- Available in even sizes up to 30"x30"
- Rust resistant pre-coat with durable powder finish
- Soft White

**Options:**

- Recessed screwdriver operated Opposed Blade Damper (931-0)
- 2" ADC compliant round collar with bead for ease of installation (square sizes only)
- T-20 Tamper Proof Screws

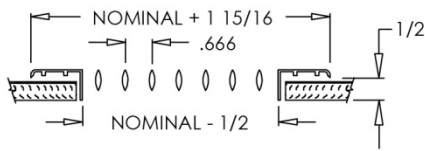
**Finishes:**

**Standard Colors**

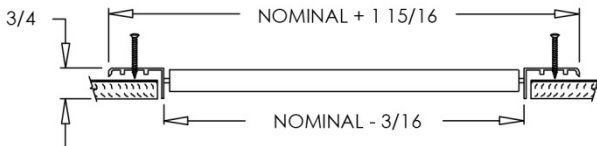
- Soft White
- Driftwood Tan

**Other**

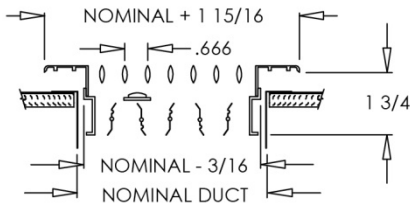
- Aluminum Paint
- Galvanized (limited size availability)




931



931



931-O



931-O

**Additional Information:**

Project / Location:	<b>Submittal Notes</b>
Engineer:	
Architect:	
Contractor:	