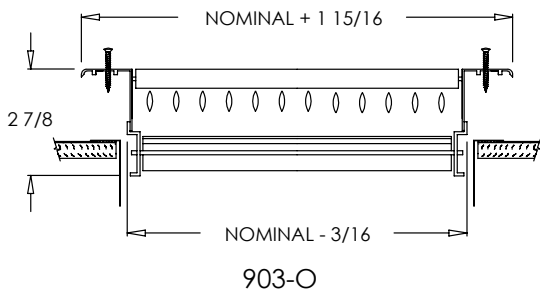
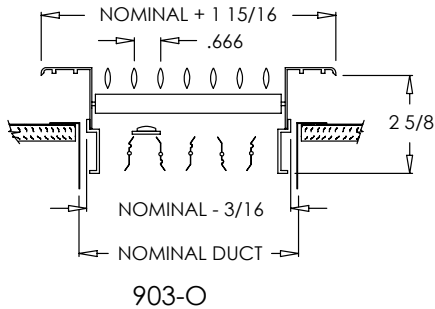
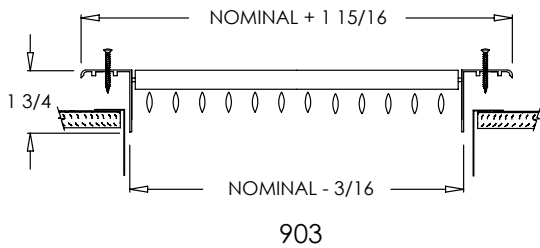
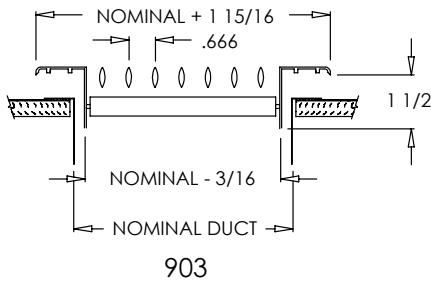
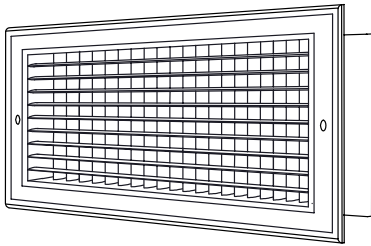


# Commercial Submittal

## Double Deflection Adjustable Aluminum Blade Grille (front blades parallel to longest dimension)

MODEL: 903



### Standard Features:

- Double deflection surface mount grille with adjustable airfoil blades
- Front blades parallel to longest dimension, back blades parallel to shortest dimension
- Extruded aluminum surface mount frame with signature line marks
- Provides 4-way airflow on one plane
- Nylon bushings on adjustable blades prevent metal on metal rattle
- Countersunk mounting holes with color matching Phillips Posidriv screws
- Rust resistant pre-coat with durable powder finish
- Soft White

### Options:

- Recessed screwdriver operated Opposed Blade Damper (903-0)
- 2" ADC compliant round collar with bead for ease of installation (square sizes only)
- Heavy Duty (1 1/2" frame depth utilized)
- MRI Compatible
- Insect Screen
- Fractional, exact I.D. and O.D. sizes
- T-20 Tamper Proof Screws

### Finishes:

#### STANDARD COLORS

- Soft White
- Driftwood Tan
- Mill Finish

#### DESIGNER COLORS

- Black
- Bronze
- Storm Gray
- Cement Gray
- Satin Anodized

- Aluminum Paint
- Coffee Tan
- Warm White
- Glossy White

### Additional Information:

### Submittal Notes

Project / Location:

Engineer:

Architect:

Contractor: