

Kits



Pool Maintenance and Utility Pump

ITEM 574027 | MODEL PCPK-N

- 325 gph @ 1'
- 1/4" MNPT discharge
- 18' power cord
- 25' of tubing with fastener clamp
- Includes garden hose adapter



2" Hose Kit

ITEM 617212 | MODEL 2HKP

- 12' reinforced suction hose
- 50' lay-flat discharge hose with attached couplings
- Two 2" aluminum adapters (for use with quick connect couplings)
- Stainless steel strainer
- Temperature range 15 °F to 150 °F



3" Hose Kit

ITEM 617201 | MODEL 3HKM

- 20' PVC suction hose and 50' discharge hose assemblies in 3" ID
- 3" steel strainer
- Quick couplings plus aluminum adapter for cast iron pump applications
- Spanner wrench
- Temperature range 15 °F to 150 °F

LittleGIANT®

Pool Products



LittleGIANT®
Pool Products

lg-outdoor.com
888-956-0000




Form 995499 Rev. 003 08-15


Pool Cover Pumps

Pool cover pumps help safeguard and protect the pool cover from prolonged accumulation of rain or melting snow. Little Giant has manual and automatic versions of pumps certified for use on pool covers, all of which can attach to a standard garden hose for easy water removal.




- Automatic Pump** 
ITEM 577301 | MODEL APCP-1700
- 1/3 hp
 - 1700 gph @ 1'
 - On level 2", Off level 1-1/2"
 - 1" FNPT discharge with garden hose adapter
 - 25' power cord
 - 3 year warranty




- Automatic Pump** 
ITEM 519575 | MODEL 500-APCP
- Energy efficient
 - 470 gph @ 1'
 - On level 2-3/8", Off level 1-3/8"
 - Snap-off screen for easy cleaning
 - Solid state on/off switch
 - 3/4" garden hose discharge
 - 25' power cord
 - 2 year warranty



- Manual Pump** 
ITEM 14942702 | MODEL PCP-550
- Energy efficient, 58 Watts
 - 550 gph
 - 1/2" FNPT discharge
 - Garden hose adapter
 - 25' power cord
 - 2 year warranty



- Manual Pump** 
ITEM 518025 | MODEL PE-1-PCP
- 170 gph @ 1'
 - 1/4" MNPT discharge with garden hose adapter
 - 25' power cord
 - 2 year warranty



- Engine Driven Pump**
ITEM 617037 | MODEL 6RLAG-3LST
- Durable cast iron semi-open style impeller
 - Lightweight aluminum outer casing; includes heavy-duty roll frame
 - Wear-resistant silicon carbide mechanical seal
 - Self-priming to 25' of suction lift
 - Built-in check valve
 - 2 year warranty





- Engine Driven Pump**
ITEM 617053 | MODEL 4RLAG-2H
- Powered by commercial grade Honda GX120 engine
 - Durable cast iron semi-open style impeller
 - Lightweight aluminum outer casing; includes heavy-duty roll frame
 - Self priming to 25'
 - Built-in check valve
 - 1 year warranty



Maintenance and Utility Pumps*

Little Giant has a large assortment of pumps for a wide variety of applications – pumps that help your customers increase leisure time by reducing maintenance time.





- Automatic Pump** 
ITEM 566631 | MODEL 6EN-CIA-SFS
- 1/3 hp
 - 3000 gph @ 5'
 - On 8-1/2", Off 3-1/2"
 - 1-1/2" FNPT discharge
 - Solids handling to 1/2" (dia.)
 - Snap-action float switch
 - 25' power cord
 - 2 year warranty





- Manual Pump** 
ITEM 620241 | MODEL FS-750
- 1 hp PSC motor
 - 60 gpm @ 5'
 - 2" MNPT discharge designed for continuous duty
 - 20' power cord
 - 1 year warranty




- Drain Out Pump** 
ITEM T10000 | MODEL T10000
- 9600 gph @ 1'
 - 3" intake and discharge
 - Optional filter available for solids handling
 - Can be used in or out of the water
 - 40' power cord
 - 6 month warranty





- Automatic Pump** 
ITEM 14942735 | MODEL RL-MP25A
- Automatic 1/4 hp utility pump
 - Reinforced engineering thermoplastic construction
 - Technologically advanced switch for automatic operation
 - Checks for water every 3 minutes
 - Screened bottom intake design
 - Up to 2200 gph





- Automatic Pump** 
ITEM 505600 | MODEL 5-APCP
- 1/6 hp automatic pump
 - 1200 gph @ 1'
 - On 3-1/4", Off 1-3/4"
 - 1" FNPT discharge with garden hose adapter
 - Removable on/off piggyback switch
 - Removable stabilizing plate
 - 25' power cord
 - 2 year warranty







- Automatic Pump** 
ITEM 505700 | MODEL 5.5-ASP
- 1/4 hp
 - 2400 gph @ 1'
 - On 8-1/2", Off 3-1/2"
 - 1-1/4" FNPT discharge with garden hose adapter
 - Snap-action float switch
 - Solids handling up to 3/8"
 - 10' power cord
 - 1 year warranty



- Automatic Pump** 
ITEM 509209 | MODEL 9EN-CIA-RF
- 4/10 hp PSC with overload protection
 - 3120 gph @ 5'
 - Designed for continuous duty
 - Solids handling to 3/4"
 - Epoxy-coated cast iron housing and cover with polypropylene base
 - 20' power cord
 - 2 year warranty



- Automatic Pump** 
ITEM 506125 | MODEL 6-CIA
- 1/3 hp
 - 2760 gph @ 5'
 - On 8-1/2", Off 2-1/2"
 - 1-1/2" FNPT discharge and 1-1/4" FNPT adapter
 - Diaphragm switch
 - 25' power cord
 - 2 year warranty

- Automatic Pump** 
ITEM 508158 | MODEL 8-CIA
- 4/10 hp
 - 3240 gph @ 5'
 - On 8-1/2", Off 2-1/2"
 - 1-1/2" FNPT discharge with 1-1/4" FNPT adapter
 - Pressure activated diaphragm switch
 - 25' power cord
 - 2 year warranty

- Manual Pump**
ITEM 506274 | MODEL 6-CIM-R
- Manual version of 6-CIA
 - 25' power cord
 - 2 year warranty

- Manual Pump**
ITEM 509120 | MODEL 8-CIM
- Manual version of 8-CIA
 - 20' power cord
 - 2 year warranty

*Not intended for pool circulation or filtration