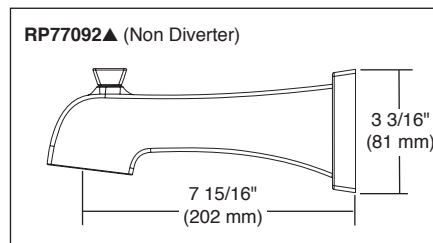
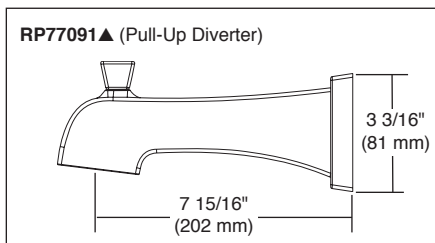
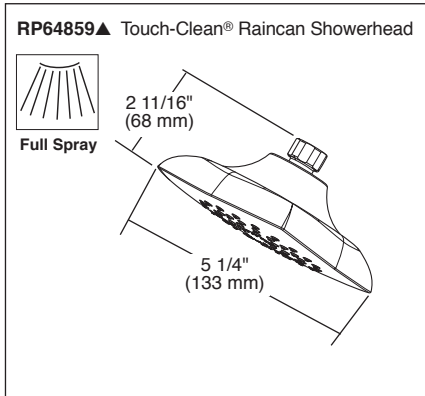
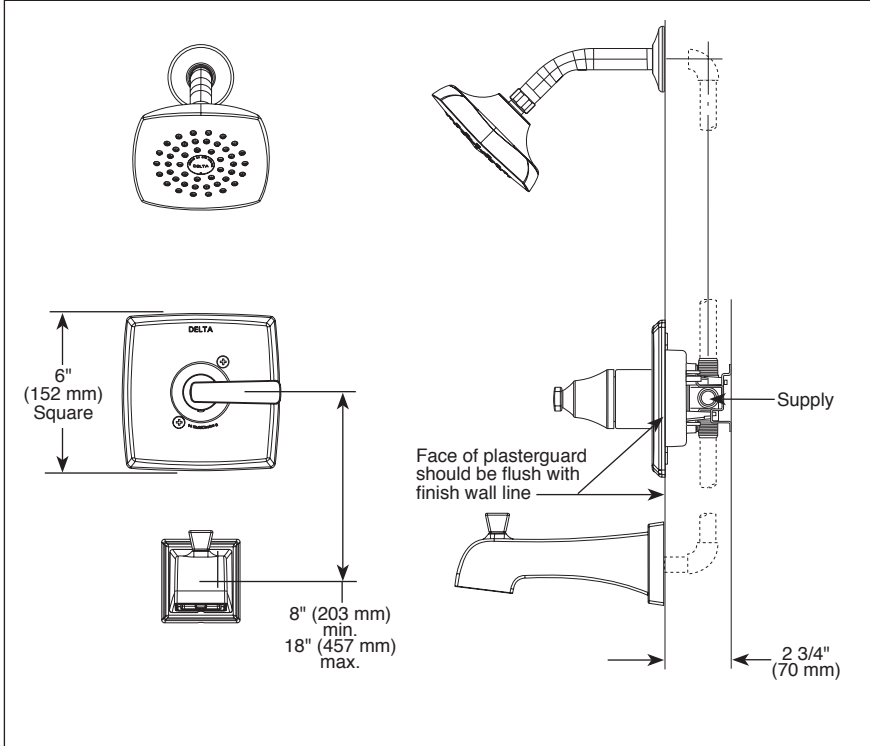


Submitted Model No.: _____
 Specific Features: _____



▲ Designate Proper Finish Suffix

Delta reserves the right (1) to make changes in specifications and materials, and (2) to change or discontinue models, both without notice or obligation. Dimensions are for reference only. See current full-line price book or www.deltafaucet.com for finish options and product availability.



TUB AND SHOWER FAUCET TRIM

- Ashlyn™ Bath Collection
- Valve Only (T14064)
- Tub Only (T14164)
- Shower Only (T14264 & T14264-LHD)
- Tub/Shower (T14464 & T14464-LHD)

STANDARD SPECIFICATIONS:

- Monitor® 14 Series pressure balanced bath mixing valve trim.
- Maintains a balanced pressure of hot and cold water even when a valve is turned on or off elsewhere in the system.
- For use with MultiChoice® Universal rough valve body. (R10000 Series)
- Back-to-back installation capability.
- Solid brass forged body.
- Temperature only controlled with handle.
- Field adjustable to limit handle rotation into hot water zone.
- 120° maximum handle rotation.
- All parts replaceable from the front of the valve.
- Red/blue pad print temperature indicators on handle.
- "-LHD" models indicate less showerhead.

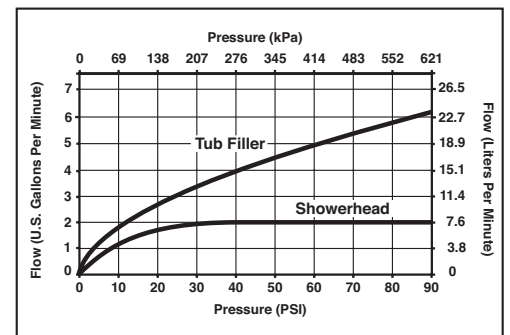
WARRANTY

- Lifetime limited warranty on parts (other than electronic parts and batteries) and finishes: or, for commercial users, for 5 years from date of purchase.
- 5 year limited warranty on electronic parts (other than batteries); or, for commercial users, for 1 year from the date of purchase. No warranty is provided on batteries.



COMPLIES WITH:

- ASME A112.18.1 / CSA B125.1
- ASSE 1016
- Indicates compliance to ICC/ANSI A117.1
- EPA WaterSense®



55 E. 111th Street, Indianapolis, Indiana 46280
 350 South Edgeware Road, St. Thomas, ON N5P 4L1
 © 2013 Masco Corporation of Indiana