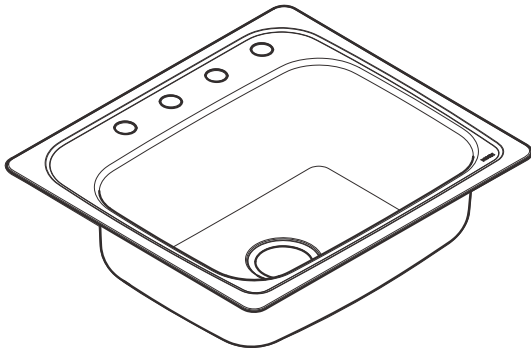




Buy it for looks. Buy it for life.®

# Specifications



Model Number	Faucet Holes	Depth-Inches	Drain Placement	Quantity	Model Specified
G221943	3	7.75	Center	1	
G221944	4	7.75	Center	1	
G221961	1	7	Center	1	
G221963	3	7	Center	1	
G221964	4	7	Center	1	
G221983	3	6.5	1		
G221984	4	6.5	Center	1	

## SINK DESCRIPTION

- 2200 Series single bowl drop-in sink
- 22 gauge stainless steel, Matte finish
- Center drain, 1 to 4 faucet holes as indicated
- Integrated mounting system, hardware included
- Includes SoundShield sound absorbing system

## CUT OUT DIMENSIONS

- 24 3/8" x 21 3/8" with 3/8" corner radius. Tolerance of plus or minus 1/16" is acceptable

## STANDARDS

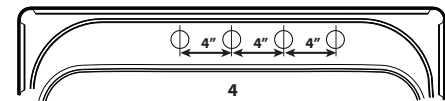
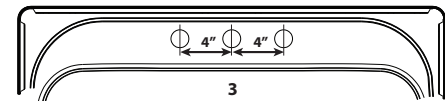
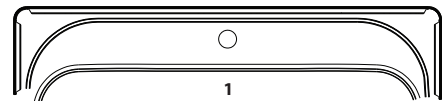
- Third party certified by IAPMO to meet ASME A112.19.3 and all applicable specifications referenced therein

## WARRANTY

- Limited lifetime warranty against material or manufacturing defects to the original consumer purchaser

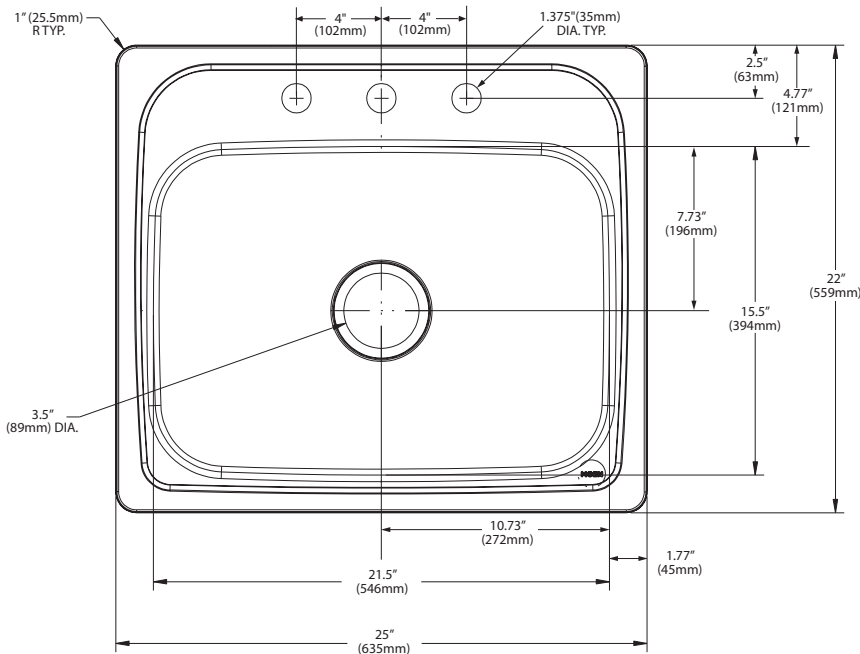
## Faucet Hole Configurations

1-3/8" (35mm) diameter faucet holes  
4" (102mm) Center



## CRITICAL DIMENSIONS

(DO NOT SCALE)



MADE IN THE USA

## Installation Detail

