

Models 6015/6515

PRO-FIT® 4260 OV

Oval Whirlpool or Bathtub



Features

- 60" x 42" x 20-1/4" Oval whirlpool or bathtub
- Six powerful Ultra-Swirl jets
- Dual air knobs for total jet control
- Limited One-Year Warranty
- Available in Standard Colors: white, almond, biscuit and bone



Model 6015
(Shown with trim upgrade
and Lift and Turn drain)

Options

Lift and Turn Drain

Model #	Description	
PF1320	Polished Chrome	
PF1321	Everbrass (PVD)	
PF1322	Brushed Nickel	
PF1323	Oil Rubbed Bronze	

Whirlpool Options

Metal Trim

Model #	Description		Model #	Description	
PF1335	Polished Chrome		SWP151	In-line Water Heater	
PF1336	Everbrass (PVD)				
PF1337	Brushed Nickel				
PF1338	Oil Rubbed Bronze				



MADE IN USA




Models 6015/6515

PRO-FIT® 4260 OV

Oval Whirlpool or Bathtub

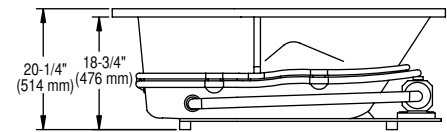
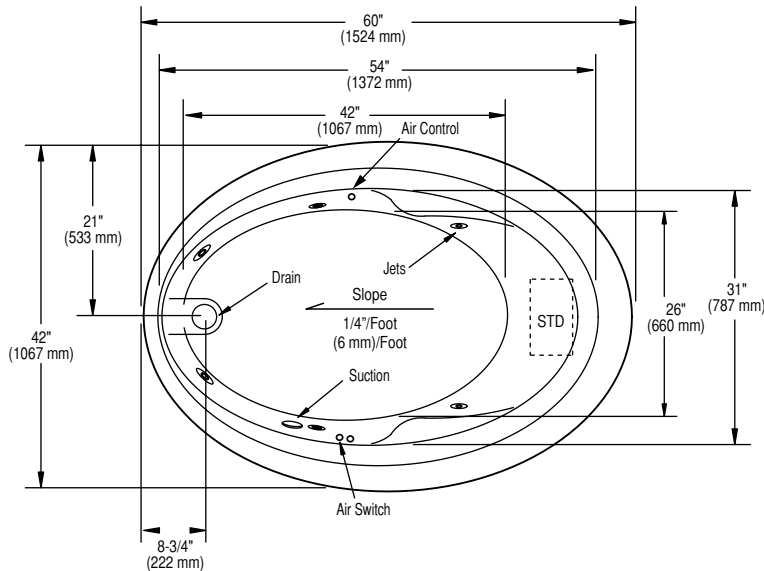


Specifications

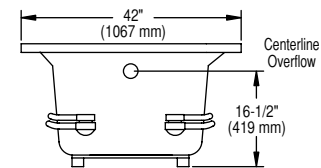
Model #	Description	Codes/Standards
6015	60" x 42" x 20-1/4" Oval Whirlpool	  
6515	60" x 42" x 20-1/4" Oval Bathtub	

Specification	Description	Specification	Description
Material	Acrylic, fiberglass reinforced	Number of Jets	6
Construction	Self-contained, pre-plumbed whirlpool bath, mounted on a pre-leveled base	Water Capacity	42 gal. (min.) / 55 gal. (max.)
Blower Motor	120V, 60HZ, 5.8 Amp, Single Speed, Single Phase—Pre-mounted	Floor Loading Weight	47 lbs. / sq. ft. (229 kg/m ²)
Electrical Requirements	120V, 15 Amp, GFCI protected circuits	Shipping Weight	whirlpool - 148 lbs. bathtub - 128 lbs.
On/Off Control	Air Switch	Warranty	Limited One Year

Technical Information



No apron available on this model.



Pump locations are shown for clarity.
STD-standard pump location.

Installer Note: Due to the freeform nature of this tub shell, it is recommended that the tub be on the jobsite before making the final cut-out for drop-in installation.

Note: Measurements may vary 1/4" (+/-)

These dimensions are nominal and subject to change without notice.

When tested for compliance to the requirements of ASME A112.19.7M for "Whirlpool Bath Appliances" and ANSI Z124.1.2M "American National Standard for Plastic Bathtub and Shower Units", the tested units are found to comply and are acceptable for listing under IAPMO R & T.

Certified for permanent electrical connection only.



MADE IN USA