



Features

- 21" x 18-1/4" wall mount lavatory
- Available in 4" or 8" faucet centers
- Concealed front overflow
- 17" x 12-5/8" basin
- Mansfield® limited lifetime warranty
- Available in White and Standard Colors:
 Biscuit and Bone



Model 2018C
 (Less faucet, drain
 assembly and supply)

Components


| Model # | Description | Codes/Standards |
|---------|--|---|
| 2018C | Wall-mount lavatory. Less faucet, drain assembly and supply. |   |
| 2018C-4 | Same as above with 4" faucet center. Specify color. | |
| 2018C-8 | Same as above with 8" faucet center. | |

Specifications

| Model # | Description | Codes/Standards |
|---------|---|-----------------|
| 2018C | 21" x 18-1/4" Wall-Mount, Vitreous China Lavatory | |

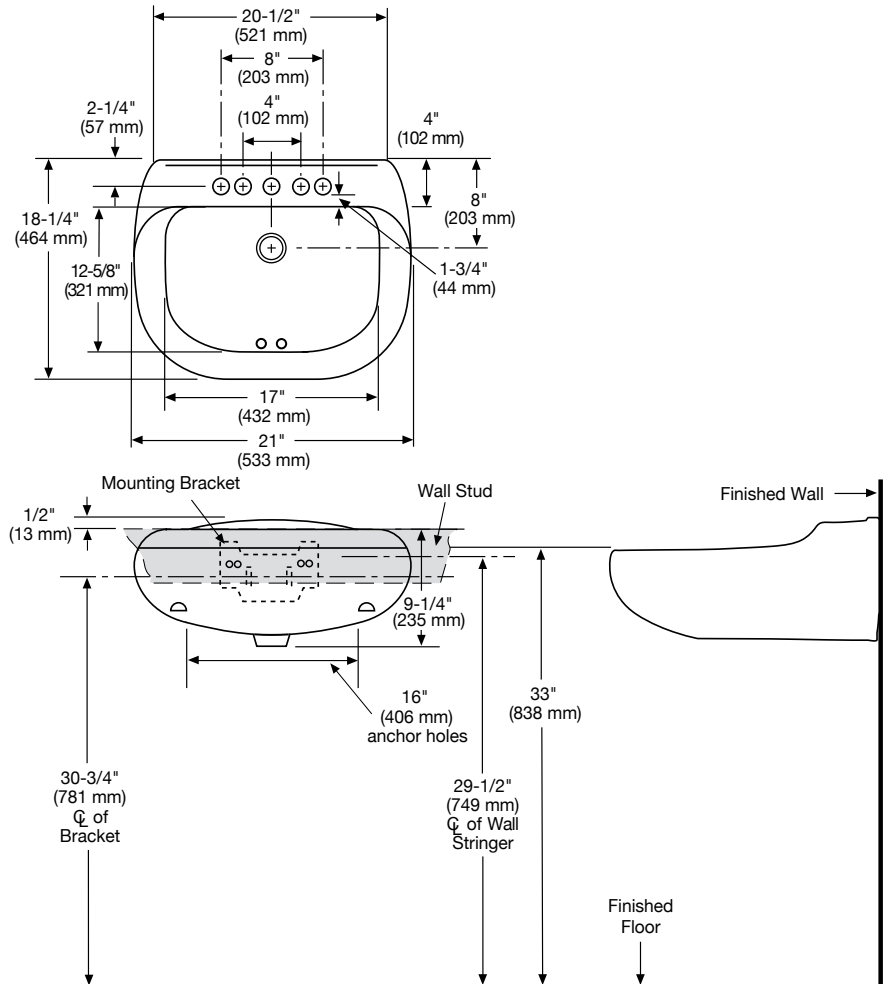
| Specification | Description | Specification | Description |
|---------------|-----------------------------------|-----------------|---|
| Material | Vitreous China | Faucet Holes | Single hole, 4" - 1-3/16" or 8" - 1-7/16" |
| Warranty | Vitreous China - Limited Lifetime | Shipping Weight | Model 2018C - 38 lbs. (17 kg) |

Technical Information



All Mansfield® wall-mount lavatories are supplied with this exclusive one-piece steel hanger. Easily installed and adjusted, it contains 7 holes for solid mounting against wall. Anchoring screw must be used for correct installation. Standard plumbing practice recommends use of both mounting bracket and anchoring screws.

NOTE: For secure installation, wall-mounting hanger should be fastened to solid support wall stud.



See our complete line of acrylic and vitreous china bathroom fixtures, plastic tank trim and plumbing products.

These dimensions are nominal and subject to change without notice.

Fixture performance and specifications meet or exceed ASME A112.19.2-2008/CSA B45.1-08 standards, and other state and local codes.