

PRODUCT SPECIFICATIONS
400SBVNSC B Vent



INTERIOR DIMENSIONS

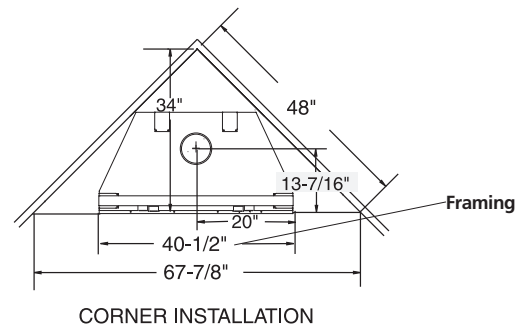
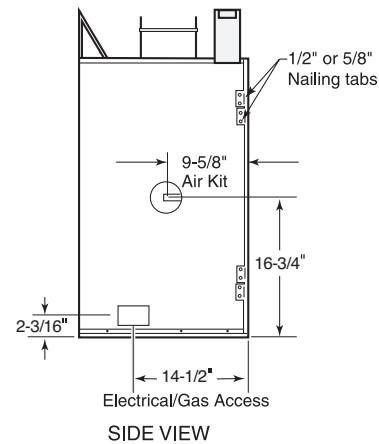
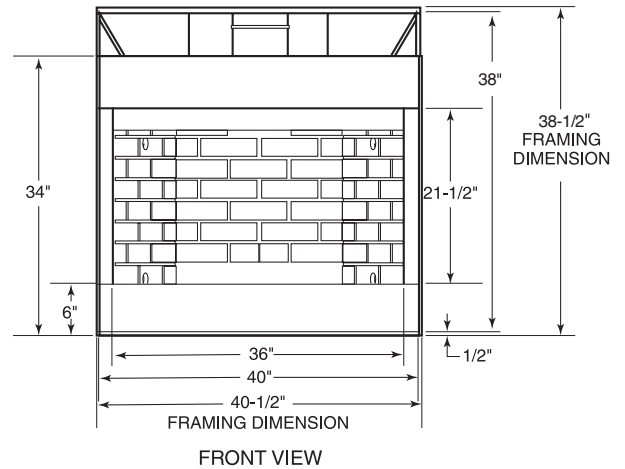
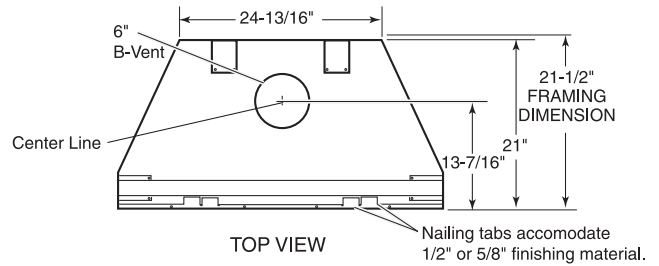
Front opening width: 36"
 Front opening height: 21-1/2"
 Rear Wall Width: 24-13/16"
 Depth: 21"

TECHNICAL INFORMATION

Max. Btu Input: 25,000 BTU/HR
 Ignition System: Signature Command™ System
 Gas Type: Natural or LP
 Flue Type: B Vent
 Vent Size: 6" B Vent
 Clearance on Flue: Specified by B Vent Manufacturer
 Clearance on Fireplace: 0"
 CSA Design Certified

FIELD INSTALLED ACCESSORIES

Bi-fold Glass Doors: GD36BA (Black), GD36SSA (Stainless)
 Outside Combustion Air Kit: OAC4
 Ambient Technologies™ Remote Controls and Thermostats



A Brand of Monessen Hearth Systems Co.
 149 Cleveland Drive, Paris, Kentucky 40361
www.majesticproducts.com



To avoid personal injury or property damage, the product described by this brochure must be installed, operated and maintained in strict compliance with the instructions packaged with the product and all applicable building or fire codes. Contact local building or fire officials about restrictions and installation inspection requirements. All photographs and drawings on this brochure are for illustrative purposes only and are not intended for, nor should they be used as a substitute for the instructions packaged with the unit. Appearance and specifications of the product are subject to change without notice. 04/10