

Wastewater

APS-115



Applications

- Sump, effluent & sewage pump power backup system

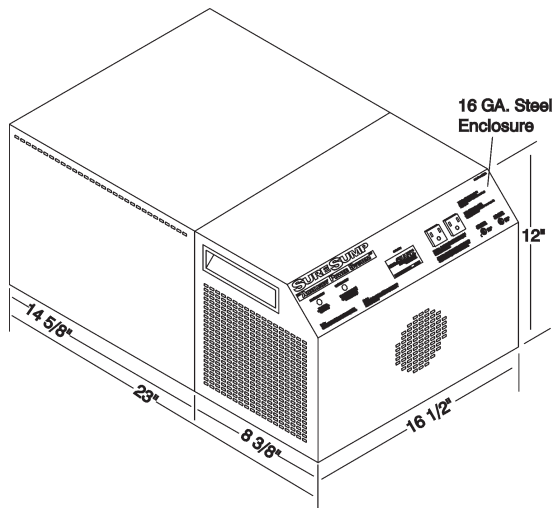
Features

- Fully automatic charging system
- Powers existing sump, effluent or sewage pump in the event of a power outage
- Operates 115 volt pump up to 1/2 HP
- Advanced charging system that maintains battery voltage by timed increments resulting in maximized battery life
- Easy installation with no modification or piping changes to existing pumping system
- Microprocessor monitors all electrical functions
- Indicator lights (LED) for:
 - Inverter Light
 - Charge Light

Specifications

- Input: 60 Hz, 120 VAC, 12 Amp
- Output: 120 VAC, 15 Amp at .80 service factor
- Max HP: 1/2

Dimensional Outline



Construction Features

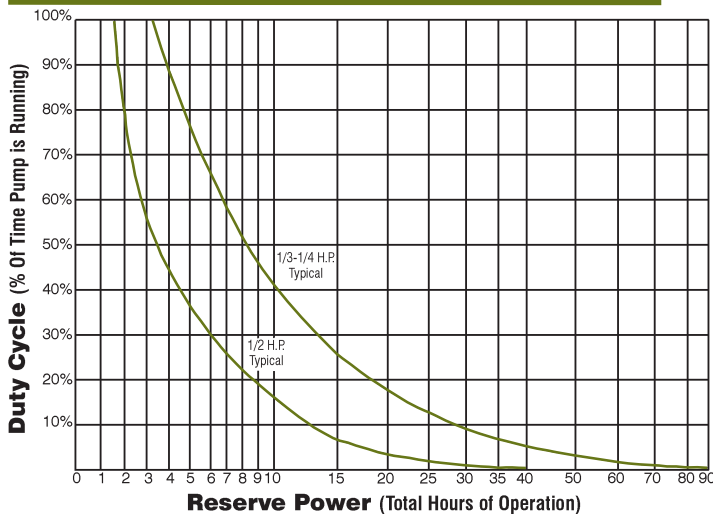
- Quality 16 Gauge steel enclosure
- Baked on epoxy finish inside and out to prevent corrosion
- Hinged door for easy battery access
- Two piece construction for ease of installation
- Weight: Power head weight 70 lbs.
Battery enclosure weight 25 lbs.

Specifications

Model No.	Item No.	Input	Output	Max Hp	Cord Length	Weight
APS-115	513400	60Hz, 120VAC, 12 Amps	120 VAC, 15 Amps at .80 Service Factor (12 Amps)	1/2	9'	95 lbs.

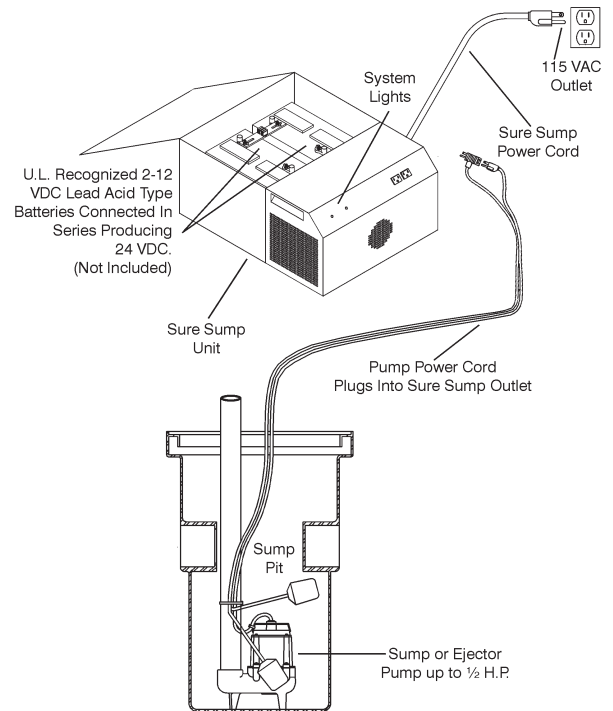
(Batteries not included)

Performance Data



Performance data based on two 120 Amp hour U.L. Recognized Lead Acid Type batteries used in conjunction with pumps of the published horsepower ratings. All equipment in optimum condition. Duration may vary depending on the products used.

Typical Installation



P.O. Box 12010
Oklahoma City, OK 73157-2010
Phone: 1.800.701.7894
Fax: 1.800.678.7867
www.LittleGiantPump.com