

# 4848SNEO – EVERYDAY SHOWER PANS

inches (mm)

48 x 48 x 19 3/4 (1220 x 1220 x 500) • Fax on Demand #2038



## FEATURES

- Shower pan
- Slip-resistant, textured bottom
- Neo-angle corner design
- Molded seat
- Integral tiling flange
- Includes drain assembly and cover
- Center drain
- Gelcoat surface
- 5-year limited warranty

## AQUATIC ADVANTAGE

- National distribution
- 5 manufacturing facilities
- Private fleet
- Centralized customer service
- Field support
- 24-hour fax-on-demand

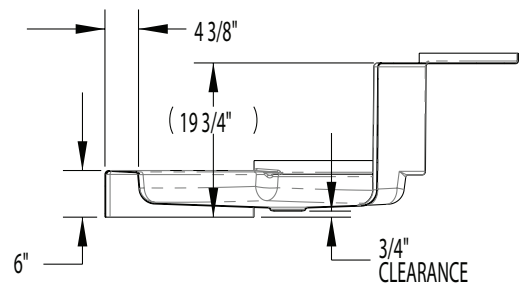
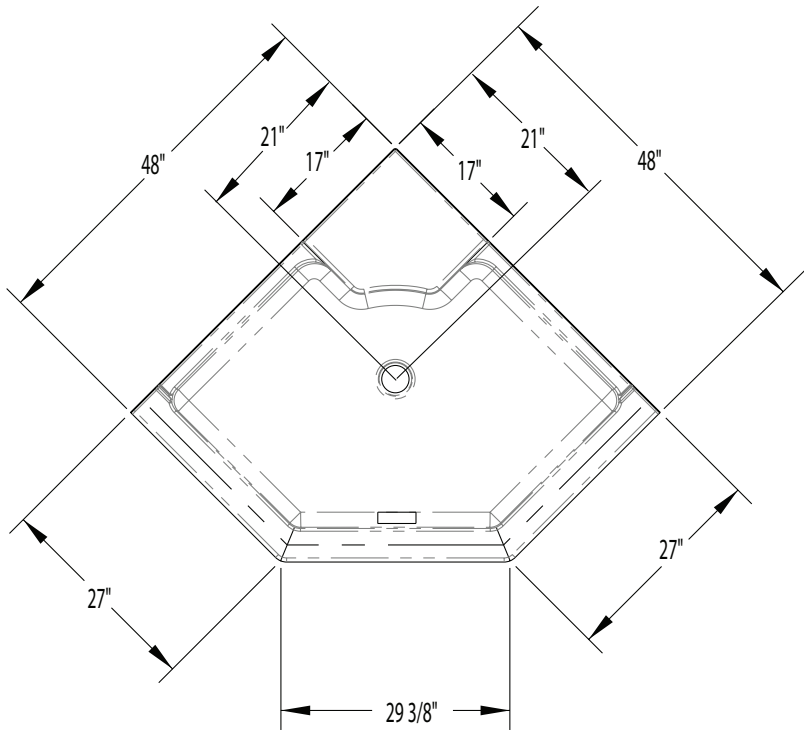
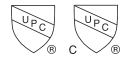
## COLOR & TRIM OPTIONS

Stock	Premium
Almond	Black
Biscuit	Mexican Sand
Bone	Sand Bar
Linen	
Sterling Silver	
White	



# 4848SNEO

48 x 48 x 19 <sup>3</sup>/<sub>4</sub> (1220 x 1220 x 500 inches (mm)



**FEATURES** lbs (kg)

Model #	Material	Drain	Net Wt.	Pkg. Wt.
Shower Pan #4848SNEO	Gelcoat	Center	55 (25)	60 (27)

**DIMENSIONS**

Specifications	inches (mm)
Width: Overall / Net	48 (1220)
Depth: Overall / Net	48 (1220)
Height: Overall / Net	21 (535) / 19 <sup>3</sup> / <sub>4</sub> (500)
Enclosure Opening	-
Skirt Height	6 (150)
Drain Rough-In (from Back Wall)	21 (535)
Drain Rough-In (from Side Wall)	21 (535)
Drain: Diameter / Clearance	3 <sup>1</sup> / <sub>4</sub> (85) / <sup>3</sup> / <sub>4</sub> (20)

**FRAMING DIMENSIONS** inches (mm)

Type	D Depth	W Width	H Height	A	B	C
Corner	48 (1220)	48 (1220)	-	Box Out	21 (535)	21 (535)

