





Model #	Description/Features	Finishes
8888.035 	59" (1500MM) METAL SHOWER HOSE Threads directly on 1/2" NPSM male threaded personal hand held shower.	.002 Polished Chrome .224 Oil Rubbed Bronze .295 Satin Nickel (PVD)
8888.053	79" (2007MM) METAL SHOWER HOSE	.002 Polished Chrome
1660.400 	1/2" NPT IN-LINE VACUUM BREAKER <ul style="list-style-type: none"> Attaches between supply outlet and personal shower hose. 	.002 Polished Chrome .224 Oil Rubbed Bronze .295 Satin Nickel (PVD)
1660.410 	SHOWER ARM DIVERTER <ul style="list-style-type: none"> Attaches to shower arm Controls water flow between showerhead and hand held shower 1/2" NPT connections 	.002 Polished Chrome .295 Satin Nickel (PVD)
8888.096 	SHOWER ARM BRACKET <ul style="list-style-type: none"> Attaches to shower arm Metal ball joint Angle adjustable 1/2" NPT connections 	.002 Polished Chrome .224 Oil Rubbed Bronze .295 Satin Nickel (PVD)